

 **OPENTHEBOOKS OVERSIGHT REPORT**

IMPROPER PAYMENTS

**AT LEAST \$528 BILLION WASTED DURING FIRST
TWO YEARS OF BIDEN ADMINISTRATION**

OPENTHEBOOKS.COM | AMERICAN TRANSPARENCY





IMPROPER PAYMENTS

**AT LEAST \$528 BILLION WASTED DURING FIRST
TWO YEARS OF BIDEN ADMINISTRATION**

Published: June 2023

Dedicated to Dr. Tom Coburn

OpenTheBooks Honorary Chairman
Rest In Peace - March 28, 2020

By Adam Andrzejewski
Founder/CEO

Thomas W. Smith
Chairman

*"OpenTheBooks is doing the work I envisioned when the Coburn-Obama bill became law.
Their innovative app and other tools are putting sunlight through a magnifying glass."*

U.S. Senator Tom Coburn, MD
Washington, D.C. | March 11, 2014

OUR REPORT MADE POSSIBLE BY:

The "Federal Funding Accountability and Transparency Act of 2006"

Sponsors:

Sen. Tom Coburn (R-OK) & Sen. Barack Obama (D-IL)
(Public Law 109-282, 109th Congress)

*"I know that restoring transparency is not only the surest way to
achieve results, but also to earn back the trust in government..."*

U.S. Sen. Barack Obama

PROLOGUE

Since 2004, 27 federal agencies have wasted \$2.9 trillion (inflation adjusted to 2022) in improper spending, giving away tens of billions of dollars of taxpayer money every year to people who shouldn't have received it.

In FY 2022, improper payments totaled \$247 billion – that's \$20.5 billion per month, \$683 million per day and \$474,305 per minute.

Most of the improper payments in 2022 were in the following areas:

Department of Health and Human Services' Medicaid (\$81 billion); HHS's Medicare – consisting of several parts – (\$47 billion); and Small Business Administration's Paycheck Protection Program (\$29 billion).

In FY 2021, the total number was even higher – \$281 billion.

In 2019, [we published a report](#) about this outrageous spending for the years 2004 through 2019. The following year, FY 2020, improper spending totaled \$206 billion.

Improper payments are defined as payments that should not have been made or that were made in an incorrect amount. Funds can be improperly dispersed because the federal agency had wrong information, couldn't access information it needed, because the law wasn't followed, because states didn't provide the information needed and more.

Then-President Barack Obama [signed an executive order](#) to stop improper payments in the federal programs.

"The purpose of this order is to reduce improper payments by intensifying efforts to eliminate payment error, waste, fraud, and abuse in the major programs administered by the Federal Government, while continuing to ensure that Federal programs serve and provide access to their intended beneficiaries."

More than a decade later, then-President Donald Trump noted the importance of eliminating improper payments in his Budget to Congress for FY 2021.

While a noble goal, it hasn't happened.

Improper spending peaked in 2010 at \$242 billion, and decreased over the next several years, until beginning to steadily rise again in the middle of Trump's administration.

With the national debt standing at \$31.7 trillion, more must be done. Tell Congress and the Biden Administration to prevent this massive waste of national resources.

WHO WE ARE

American transparency is a public charity. We do not accept government money. Our oversight reports present hard data so citizens, media, think tanks, politicians, and watchdogs can "follow the money." Hard facts are non-partisan and enhance the public discourse.

 [OPENTHEBOOKS.COM](https://openthebooks.com)





CONTENTS

- iii PROLOGUE**
- 2 KEY TAKEAWAY**
 - SCOPE & METHODOLOGY**
- 3 TOP 10 TAKEAWAYS**
- 5 ROOT CAUSES OF IMPROPER PAYMENTS**
- 6-17 CASE STUDIES**
- 18 PREVIOUS OVERSIGHT**
- 19 ABOUT AMERICAN TRANSPARENCY**

KEY TAKEAWAY

In total, federal agencies made an estimated \$247 billion in improper payments in fiscal year 2022, which is less than the all-time high of \$281 billion in FY 2021 but still more than every other previous year, even when adjusting for inflation.

This apparent decrease between FY 2021 and FY 2022 comes with an important caveat – in some cases, improper payments are only considered to have decreased because federal agencies lowered or removed spending requirements, giving more flexibility during the Covid-19 pandemic, [according to a February 2023 audit](#) from the U.S. Government Accountability Office.

This includes postponing eligibility determinations for people receiving funds and reducing requirements around provider enrollment and revalidations.

In other words, these payments would have been considered improper in other years but federal agencies gave more leeway in FY 2022.

Additionally, \$4.4 billion in spending was due to confirmed fraud among 56 agencies in FY 2022. The Office of Management and Budget writes, “The ‘Confirmed Fraud; numbers represent only those fraud cases that have been confirmed by a court, and does not represent anything settled out of court with or without admission of guilt.”

SCOPE AND METHODOLOGY

Federal agencies disclose their improper payments to OMB, which posts this information on [PaymentAccuracy.gov](#) where it’s available for the public to download.

The OMB collects and analyzes data on improper payments. OMB identifies the root causes of improper payments, designs mitigation strategies, and regularly assesses the effectiveness of those strategies, refining as necessary.

The forensic auditors at OpenTheBooks analyzed the data on improper payment for FY 2021 and 2022.

Eighty-two programs across 17 agencies reported having made improper payments in FY 2022. Sixteen agencies reported such payments in 2021.

These payments are deemed either “improper payments” or “unknown payments” – \$214 billion and \$32.7 billion, respectively.

Errors in the federal disclosures and data reporting, if any, were replicated in this report.

TOP 10 TAKEAWAYS

1. TOTAL OVERPAYMENTS

In 2022, \$247 billion in estimated improper payments were reported by 17 federal agencies, averaging \$20.5 billion per month.

2. WORST PROGRAMS

Department of Health and Human Services’ Medicaid: \$81 billion
 HHS’s Medicare – consisting of several parts: \$47 billion
 Small Business Administration’s Paycheck Protection Program: \$29 billion

3. CLAW BACK

The government identified \$51.7 billion of overpayments to recapture, and was successful in recapturing \$23.2 billion through audits and other “recovery activities,” making for a 45% recovery rate, or an actual recovery rate of 9% of all improper payments.

4. DEAD PEOPLE PAYMENTS

Dead people received \$532.5 million in 2022 and \$441.7 million in 2021 in mistaken payments. Federal retirement services (pensions), old-age, survivors, and disability insurance, and social security were sent to dead recipients.

Two year total: \$974.3 million.

5. TOP 10 WORST AGENCIES

AGENCY	2021	2022
Health and Human Services Dept.	\$154.3 billion	\$132.6 billion
Small Business Administration	\$671 million	\$37.3 billion
Treasury Department	\$26 billion	\$25.9 billion
Labor Department	\$78.2 billion	\$19 billion
Education Department	\$3.2 billion	\$15.7 billion
Social Security Administration	\$8.3 billion	\$7.4 billion
Veterans Affairs Department	\$5.1 billion	\$3.5 billion
Defense Department	\$2.5 billion	\$2 billion
Agriculture Department	\$1.5 billion	\$1.9 billion
Transportation Department	\$697 million	\$756 million

6. WORST LOSS

In 2021, the Small Business Administration overpaid \$671 million in improper payments. That number ballooned to \$37.3 billion in 2022, due mostly to the Paycheck Protection Loan Program and COVID-Economic Injury Disaster Loan program – \$35.9 billion combined.

7. BEST RECOVERY

In 2021, the Labor Department overpaid \$78.2 billion, almost all the Federal State Unemployment Insurance program. In 2022, the total number of improper payments dropped to \$19 billion – a 75% reduction.

8. ADDED TO THE LIST

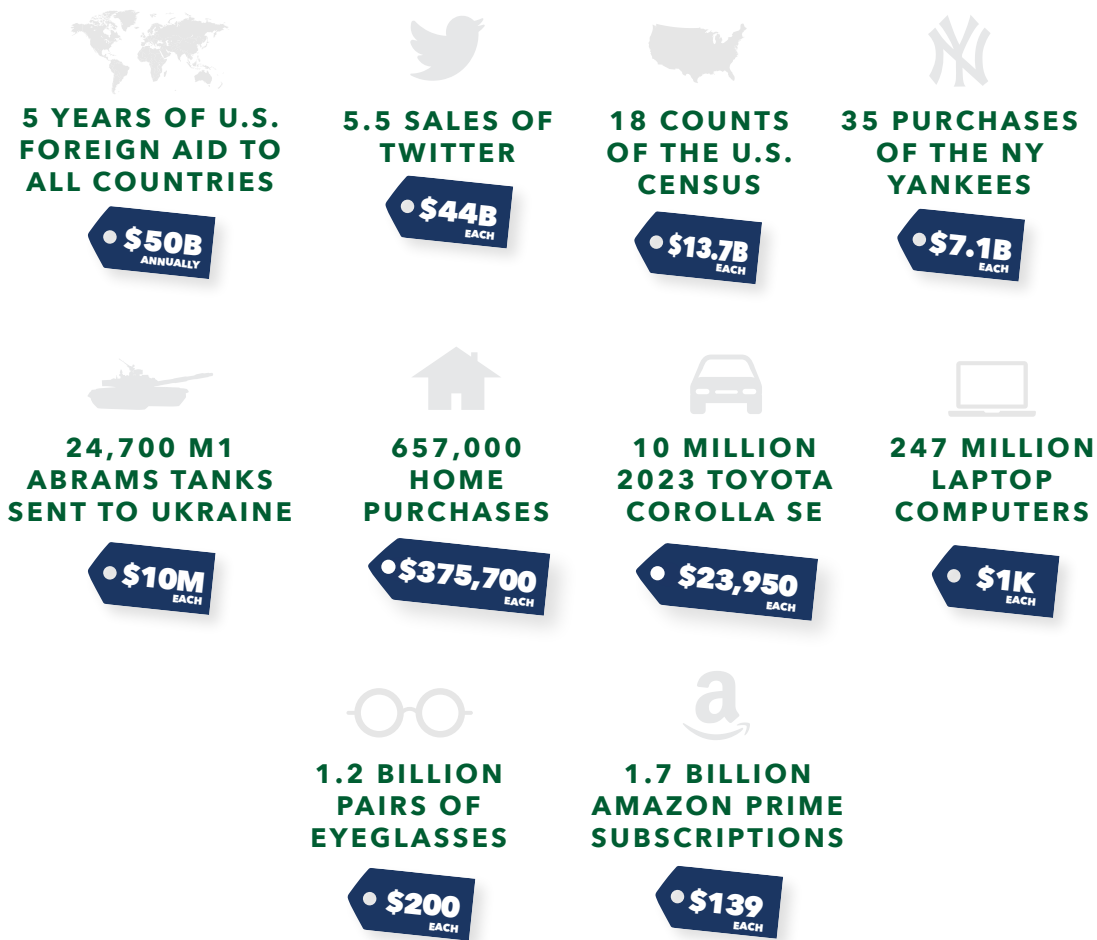
Seventeen agencies reported having made improper payments in FY 2022 and 16 reported such payments in 2021.

USAID – United States Agency for International Development – had no improper payments in 2021 but \$200,000 in 2022.

9. RISK-SUSCEPTIBLE

U.S. Government Accountability Office identified some risk-susceptible programs that had no reported FY 2022 improper payments, including HHS’s Temporary Assistance for Needy Families and the Department of Agriculture’s Supplemental Nutrition Assistance Program.

10. WHAT CAN \$247 BILLION BUY?



ROOT CAUSES OF IMPROPER PAYMENTS

CAUSE	FY 2022	FY 2021	TOTAL
Failure to Access Data/Information Needed	\$145.2 billion	\$187.8 billion	\$333 billion
Inability to Access the Data/Information	\$35.9 billion	\$57.9 billion	\$93.8 billion
Data/Information Needed Does Not Exist	\$24.2 billion	\$25.2 billion	\$49.4 billion
Applicants: Unknown payment caused by insufficient or lack of documentation for eligibility by applicants	\$20.3 billion	\$916 million	\$21.2 billion
Failure to follow statute or regulation	\$8.9 billion	\$6 billion	\$14.9 billion
States: Unknown Payment cause by insufficient or lack of documentation from the States	\$11.6 billion	\$642 million	\$12.3 billion
Other: Cause of unknown payment is not specified above	\$712 million	\$2.8 billion	\$3.5 billion
Vendor/provider: Unknown payment caused by insufficient or lack of documentation submitted by vendors or providers	\$57.4 million	\$29.1 million	\$86.5 million

Source: OMB annual disclosures from [PaymentAccuracy.gov](https://www.paymentaccuracy.gov)



10 CASE STUDIES

- DEPARTMENT OF HEALTH & HUMAN SERVICES
- SMALL BUSINESS ADMINISTRATION
- DEPARTMENT OF THE TREASURY
- DEPARTMENT OF LABOR
- DEPARTMENT OF EDUCATION
- SOCIAL SECURITY ADMINISTRATION
- DEPARTMENT OF VETERANS AFFAIRS
- DEPARTMENT OF DEFENSE
- DEPARTMENT OF AGRICULTURE
- DEPARTMENT OF TRANSPORTATION

DEPARTMENT OF HEALTH AND HUMAN SERVICES



FY 2022: \$132.6 BILLION
FY 2021: \$154.3 BILLION

IDENTIFIED FOR RECOVERY EFFORTS
 2022: \$19.2 BILLION • 2021: \$13.7 BILLION

RECAPTURED
 2022: \$12.9 BILLION • 2021: \$11.3 BILLION

RECAPTURE RATE
 2022: 67.3% • 2021: 82.6%

MISSION: The mission of the U.S. Department of Health and Human Services (HHS) is to enhance the health and well-being of all Americans, by providing for effective health and human services and by fostering sound, sustained advances in the sciences underlying medicine, public health, and social services.

In FY 2022, nine programs had improper payments, six of which were in the Medicaid and Medicare healthcare programs, two programs for Administration for Children and Families and one Health Resources and Services Administration (HRSA) program.

The vast majority – \$132.4 billion – were from improper payments, with only \$230 million from unknown payments.

DEPARTMENT OF HEALTH & HUMAN SERVICES IMPROPER PAYMENTS		
PROGRAM	2022	2021
Medicaid	\$80.5 billion	\$98.7 billion
Medicare FFS	\$31 billion	\$25 billion
Medicare Part C	\$13.9 billion	\$23.2 billion
Medicare Part D	\$1.4 billion	\$1.4 billion
Other Medicaid/Medicare Services	\$4.5 billion	\$5.4 billion
HRSA program	\$409 million	–
Admin. for Children and Families programs	\$344.8 million	\$588 million
CDC Disaster Relief	–	\$130,000

Source: OMB annual disclosures from PaymentAccuracy.gov

SMALL BUSINESS ADMINISTRATION



U.S. Small Business Administration

FY 2022: \$37.3 BILLION
FY 2021: \$671 MILLION

IDENTIFIED FOR RECOVERY EFFORTS
 2022: \$966.8 MILLION • 2021: \$16.5 MILLION

RECAPTURED
 2022: \$270,000 • 2021: \$16.5 MILLION

RECAPTURE RATE
 2022: .03% • 2021: 100%

MISSION: The U.S. Small Business Administration (SBA) helps Americans start, grow, and build resilient businesses.

SBA was created in 1953 as an independent agency of the federal government to aid, counsel, assist and protect the interests of small business concerns; preserve free competitive enterprise; and maintain and strengthen the overall economy of our nation.

In FY 2022, SBA had seven programs make improper payments – the largest of which was the Paycheck Protection Program, or PPP, with more than \$29 billion misspent. Of that, \$16.5 billion was from “unknown” payments, and \$12.5 billion from “improper” payments.

As NPR wrote in a January 2023 article about the vast amount of fraud in PPP, “When the Paycheck Protection Program launched during the pandemic shutdowns of spring 2020, it immediately became a chaotic free-for-all.” An estimated \$64 billion of the \$800 billion in mostly-forgiven loans showed signs of fraud, like suspiciously high payrolls and multiple businesses listed at the same home address, NPR reported.

But in its improper payments accounting, OMB only reported “confirmed fraud” – \$103.7 million in 2022 and nothing in 2021.

OMB says these “numbers represent only those fraud cases that have been confirmed by a court, and does not represent anything settled out of court with or without admission of guilt.”

SMALL BUSINESS ADMINISTRATION IMPROPER PAYMENTS		
PROGRAM	2022	2021
Paycheck Protection Loan Program	\$29 billion	–
COVID-Economic Injury Disaster Loan	\$6.9 billion	–
7(a) Loan Guarantees Approvals	\$298 million	\$352.6 million
7(a) Loan Guarantees Purchases	\$29.8 million	\$19 million
504 Certified Development Loans Approvals	\$201.2 million	\$226.6 million
Economic Injury Disaster Loan Emergency Assistance	\$766.3 million	–
Admin. for Children and Families programs	\$344.8 million	\$588 million
CDC Disaster Relief	–	\$130,000

Source: OMB annual disclosures from [PaymentAccuracy.gov](https://www.paymentaccuracy.gov)

DEPARTMENT OF THE TREASURY

FY 2022: \$25.9 BILLION
FY 2021: \$25.9 BILLION

IDENTIFIED FOR RECOVERY EFFORTS
 2022: \$101.4 MILLION • 2021: \$425.6 MILLION

RECAPTURED
 2022: \$98 MILLION • 2021: \$425.6 MILLION

RECAPTURE RATE
 2022: 96.6% • 2021: 100%



MISSION: The U.S. Department of the Treasury's mission is to maintain a strong economy and create economic and job opportunities by promoting the conditions that enable economic growth and stability at home and abroad, strengthen national security by combating threats and protecting the integrity of the financial system, and manage the U.S. Government's finances and resources effectively.

In FY 2022, the Treasury Department had four programs that made improper payments, all of which were tax credit programs from the Internal Revenue Service.

All of the almost \$26 billion in payments were "improper," none of the payments were "unknown" payments.

DEPARTMENT OF THE TREASURY IMPROPER PAYMENTS		
PROGRAM	2022	2021
Additional Child Tax Credit	\$5.2 billion	\$5.2 billion
American Opportunity Tax Credit	\$2 billion	\$1.9 billion
Earned Income Tax Credit	\$18.2 billion	\$18.9 billion
Refundable Premium Assistance Tax Credit	\$577.9 million	-

Source: OMB annual disclosures from [PaymentAccuracy.gov](https://www.paymentaccuracy.gov)



DEPARTMENT OF LABOR



FY 2022: \$19 BILLION
FY 2021: \$78.2 MILLION

IDENTIFIED FOR RECOVERY EFFORTS
 2022: \$4.6 BILLION • 2021: \$16.2 BILLION

RECAPTURED
 2022: \$1.1 BILLION • 2021: \$1.9 BILLION

RECAPTURE RATE
 2022: 24% • 2021: 11.8%

MISSION: To foster, promote, and develop the welfare of the wage earners, job seekers, and retirees of the United States; improve working conditions; advance opportunities for profitable employment; and assure work-related benefits and rights.

In FY 2022, the vast majority of the improper payments – \$18.9 billion – was spent by the Employment & Training Administration’s Federal State Unemployment Insurance. In records going back to 2004, the Labor Department’s improper payments in the unemployment insurance program always made up most of the total improper payments.

A Labor Department spokesperson said, "It’s important to note that not all Improper Payments are fraudulent. In addition to the Department of Labor’s efforts to prevent and detect fraud in the Unemployment Insurance system, the department has taken steps to address common issues that lead to errors and result in improper payments."

The spokesperson provided links to the department's latest efforts to strengthen unemployment insurance programs and [prevent and detect fraud](#), as well as efforts to [recover overpayments](#) and the department's [unemployment insurance modernization](#).

DEPARTMENT OF LABOR IMPROPER PAYMENTS		
PROGRAM	2022	2021
Federal State Unemployment Insurance	\$18.9 billion	\$78.1 billion
Federal Employees' Compensation Act	\$91.7 million	\$81.7 million

Source: OMB annual disclosures from [PaymentAccuracy.gov](https://www.paymentaccuracy.gov)

DEPARTMENT OF EDUCATION



FY 2022: \$15.7 BILLION
FY 2021: \$3.2 BILLION

IDENTIFIED FOR RECOVERY EFFORTS
 2022: \$459.9 MILLION • 2021: \$840.8 MILLION

RECAPTURED
 2022: \$357.7 MILLION • 2021: \$799.8 BILLION

RECAPTURE RATE
 2022: 77.8% • 2021: 95.1%

MISSION: ED's mission is to promote student achievement and preparation for global competitiveness by fostering educational excellence and ensuring equal access. ED was created in 1980 by combining offices from several federal agencies.

Five programs in FY 2022 contributed to improper payments being made in the Education Department, with the Education Stabilization Fund misspending the most funds. Almost \$6 billion were improper payments from the funds described by the DOE as “an investment of over \$263 billion into state and institutional COVID-19 recovery and rebuilding efforts, managed by the U.S. Department of Education to prevent, prepare for, and respond to the coronavirus impacts on education for our nation’s students.”

DEPARTMENT OF EDUCATION IMPROPER PAYMENTS		
PROGRAM	2022	2021
Education Stabilization Fund	\$5.9 billion	–
Title I Grants to Local Educational Agencies	\$5.4 billion	\$2.2 billion
Special Education Grants to States	\$3.1 billion	–
William D. Ford Federal Direct Loan Program	\$628 million	\$474 million
Federal Pell Grant Program	\$586 million	\$529.5 million

Source: OMB annual disclosures from [PaymentAccuracy.gov](https://www.paymentaccuracy.gov)

SOCIAL SECURITY ADMINISTRATION



FY 2022: \$7.4 BILLION

FY 2021: \$8.3 BILLION

IDENTIFIED FOR RECOVERY EFFORTS

2022: \$20.7 BILLION | 2021: \$20.1 BILLION

RECAPTURED

2022: \$4.3 BILLION | 2021: \$4 BILLION

RECAPTURE RATE

2022: 20.7% | 2021: 20.2%

MISSION: Social Security is committed to helping maintain the basic well-being and protection of the people we serve. We pay benefits to about 64 million people including retirees, children, widows, and widowers. From birth, to marriage, and into retirement, we are there to provide support throughout life's journey.

In FY 2021 and 2022, two programs had improper payments: Old-Age, Survivors, and Disability Insurance (\$2.5 billion), and Supplemental Security Income (\$4.9 billion).

These programs are ripe for fraud, since relatives and scammers can easily continue collecting benefits for deceased people. [A Missouri man collected \\$200,000](#) in checks for his dead mother for 26 years before the government found out, while [a Michigan man collected \\$500,000](#) under the name of a dead relative.

Since FY 2013, the overpayment amount identified for recapturing has been more than double the total improper payment and unknown payment amount for that year. A SSA spokesperson said what they identified for recovery efforts includes outstanding uncollected receivables from prior fiscal years.

The spokesperson also said that their data is a year behind – the 2022 data set represents agency data from FY 2021 as FY 2022 payment accuracy rates and dollar amounts will not be available until later this year.

Similarly, the FY 2021 data reflects FY 2020 actual data.

Speaking on the agency's improper payments, the spokesperson said, "Our accuracy rates are high. For FY 2021, the OASDI overpayment accuracy rate was 99.8% and the underpayment accuracy rate was 99.9%. The \$2.5 billion in OASDI improper payments reflect less than one quarter of one percent of outlays. The FY 2021 SSI overpayment accuracy rate was 92.8% and the underpayment accuracy rate was 98.4 percent. The slightly lower SSI accuracy rate reflects the complexity of that program including cumbersome reporting requirements that require us to have the resources to act timely. While our payment accuracy rates are high, even small error rates add up to substantial improper payment amounts because of the magnitude of the benefits we pay each year."



"To reduce improper payments:

- The 2.5 million SSI case reviews we plan to handle in FY 2023 will allow us to ensure recipients have remained eligible since the time of the previous decision and are receiving the correct SSI payment amount.
- We continue to expand data-matching agreements to help us ensure payment accuracy and eligibility.
- Work can impact benefits and drive inaccurate payments. While our notices explain program rules and what must be reported, we use a variety of outreach tools including blogs, social media posts, and educational videos to promote timely and accurate wage reporting. We recently modernized the SSA Mobile Wage Reporting Application (available for download from Google Play/Apple App at no cost) with features to facilitate SSI wage reporting from mobile devices and Optical Character Recognition for scanning and uploading photographed documents.
- We continue to explore options to simplify policies and procedures."

SOCIAL SECURITY ADMINISTRATION IMPROPER PAYMENTS		
PROGRAM	2022	2021
Supplemental Security Income	\$4.9 billion	\$5.7 billion
Old-Age, Survivors, and Disability Insurance	\$2.5 billion	\$2.5 billion

Source: OMB annual disclosures from [PaymentAccuracy.gov](https://www.paymentaccuracy.gov)

DEPARTMENT OF VETERANS AFFAIRS



FY 2022: \$3.5 BILLION
FY 2021: \$5.1 BILLION

IDENTIFIED FOR RECOVERY EFFORTS
2022: \$1.7 BILLION • 2021: \$2.5 BILLION

RECAPTURED
2022: \$1 BILLION • 2021: \$1.5 BILLION

RECAPTURE RATE
2022: 61.2% • 2021: 58%

MISSION: Our mission, as the Department of Veterans Affairs, is to care for those “who shall have borne the battle” and for their families, caregivers and survivors. Our core values focus our minds on our mission of caring and thereby guide our actions toward service to others.

In FY 2022, seven VA programs accounted for the \$3.5 billion in improper payments, with VA Community Care programming having the largest share, at \$1.4 billion, and Purchased Long Term Services and Supports accounting for \$1.3 billion.

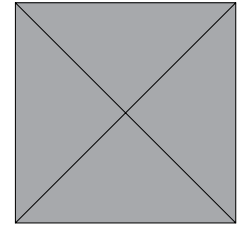
A VA spokesperson said, “In FY 2022, VA reported 72 of 74 programs fully compliant with payment integrity legislation and a 31% reduction from reported improper and unknown payments in FY 2021 and a total reduction of \$11.2 billion, or 76%, over the last 4 years (FY19 to FY22). In FY22 VA reported the lowest improper and unknown payments in 8 years and less than 40% of FY22 reported improper payments represent a cash loss to the government.”

“Our reporting is audited annually by both the Office of Inspector General and the Government Accountability Office. In March 2023, GAO recognized VA, as well as the two programs you cite, as having the largest decreases in improper and unknown payments across government. VA has dedicated personnel who work both to ensure we report improper and unknown payments correctly, but more importantly, develop and implement effective corrective actions to reduce our improper and unknown payments without impeding Veterans timely access to benefits and medical care.”

DEPARTMENT OF VETERANS AFFAIRS IMPROPER PAYMENTS		
PROGRAM	2022	2021
VA Community Care	\$1.4 billion	\$2.3 billion
Purchased Long Term Services and Supports	\$1.3 billion	\$1.9 billion
Pension	\$492 million	\$382.5 million
Supplies and Materials	\$132 million	\$217 million
Beneficiary Travel	\$99 million	\$123 million
Medical Care Contracts and Agreements	\$78 million	\$159 million
Communications, Utilities, and Other Rent	\$49 million	\$64 million

Source: OMB annual disclosures from [PaymentAccuracy.gov](https://www.paymentaccuracy.gov)

DEPARTMENT OF DEFENSE



FY 2022: \$2 BILLION
FY 2021: \$2.5 BILLION

IDENTIFIED FOR RECOVERY EFFORTS
 2022: \$1.5 BILLION • 2021: \$1.4 BILLION

RECAPTURED
 2022: \$1.4 BILLION • 2021: \$1.3 BILLION

RECAPTURE RATE
 2022: 95% • 2021: 94.4%

MISSION: The Department of Defense is America's largest government agency. With our military tracing its roots back to pre-Revolutionary times, the department has grown and evolved with our nation. Our mission is to provide the military forces needed to deter war and ensure our nation's security.

In FY 2022, eight DOD programs accounted for \$2 billion in improper payments, with military pay – Army accounting for the largest amount, at \$818 million, with military retirement accounting for \$419 million.

DEPARTMENT OF DEFENSE IMPROPER PAYMENTS		
PROGRAM	2022	2021
Military Pay - Army	\$818 million	\$1.5 billion
Military Retirement	\$419 million	\$177 million
DOD Travel Pay	\$368 million	\$223 million
Military Health Benefits	\$157 million	\$168 million
Commercial Pay	\$67 million	–
Military Pay - Air Force	\$31 million	\$364 million
Military Pay - Navy	\$1 million	\$5 million
Military Pay - Marine Corps	–	\$230,000
Civilian Pay	–	\$54 million

Source: OMB annual disclosures from [PaymentAccuracy.gov](https://www.paymentaccuracy.gov)

DEPARTMENT OF AGRICULTURE



FY 2022: \$1.9 BILLION
FY 2021: \$1.5 BILLION

IDENTIFIED FOR RECOVERY EFFORTS
 2022: \$588 MILLION • 2021: \$770 MILLION

RECAPTURED
 2022: \$581 MILLION • 2021: \$528 MILLION

RECAPTURE RATE
 2022: 98.8% • 2021: 68.5%

MISSION: We provide leadership on food, agriculture, natural resources, rural development, nutrition, and related issues based on public policy, the best available science, and effective management.

We have a vision to provide economic opportunity through innovation, helping rural America to thrive; to promote agriculture production that better nourishes Americans while also helping feed others throughout the world; and to preserve our Nation's natural resources through conservation, restored forests, improved watersheds, and healthy private working lands.

In FY 2022, 14 USDA programs made \$19 billion in improper spending, with Farm Service Agency Coronavirus Food Assistance Program making up \$743 million of the spending, followed by \$379 million in improper spending in Commodity Credit Corporation Agriculture Risk Coverage and Price Loss Coverage.

DEPARTMENT OF AGRICULTURE IMPROPER PAYMENTS		
PROGRAM	2022	2021
Farm Service Agency Coronavirus Food Assistance Program	\$743 million	\$2.3 billion
Commodity Credit Corp Agri Risk Cvrg/Price Loss Cvrg	\$379 million	\$63 million
Risk Management Agency Federal Crop Insurance Corporation	\$305 million	–
Farm Service Agcy Wildfires & Hurricanes Indemnity Prog Plus	\$112 million	\$67 million
Food and Nutrition Service National School Lunch Program	\$88 million	\$723 million
Food and Nutrition Service Pandemic Electronic Benefit Transfer	\$66 million	\$159 million
Food and Nutrition Service School Breakfast Program	\$53 million	\$252 million
Farm Service Agency Livestock Forage Disaster Program	\$52 million	\$13 million
Food and Nutrition Service WIC	\$48 million	\$53 million
Farm Service Agcy Emergency Conservation Prog - Disasters	\$18 million	\$17 million
Farm Service Agency Noninsured Crop Disaster Assistance Prog	\$17 million	\$10 million
Farm Service Agency Quality Loss Adjustment Program	\$16 million	–
Commodity Credit Corporation Trade Mitigation Program	\$8 million	\$84 million
Food and Nutrition Service Child and Adult Care Food Program	\$3 million	\$2 million
Commodity Credit Corporation Market Facilitation Program	–	\$7 million
Farm Service Agcy Wildfires & Hurricanes Indemnity Prog	–	\$5 million

Source: OMB annual disclosures from [PaymentAccuracy.gov](https://www.PaymentAccuracy.gov)

DEPARTMENT OF TRANSPORTATION



FY 2022: \$756 MILLION
FY 2021: \$697 MILLION

IDENTIFIED FOR RECOVERY EFFORTS
 2022: \$7.9 MILLION • 2021: \$30 MILLION

RECAPTURED
 2022: \$7.7 MILLION • 2021: \$28 MILLION

RECAPTURE RATE
 2022: 98.5% • 2021: 94%

MISSION: The mission of the U.S. Department of Transportation (DOT) is to ensure our Nation has the safest, most efficient and modern transportation system in the world, which improves the quality of life for all American people and communities, from rural to urban, and increases the productivity and competitiveness of American workers and businesses.

In FY 2022, two DOT programs accounted for \$756 million in improper spending – the Federal Highway Administration Highway Planning and Construction program spent \$549 million improperly and the Federal Transit Administration Transit Infrastructure Grants - COVID Relief Funds program spent \$207 million improperly.

DEPARTMENT OF TRANSPORTATION IMPROPER PAYMENTS		
PROGRAM	2022	2021
Fed Highway Admin. Highway Planning and Construction	\$549 million	\$697 million
Fed Transit Admin. Transit Infrastructure Grants - COVID Relief	\$207 million	–

Source: OMB annual disclosures from [PaymentAccuracy.gov](https://www.paymentaccuracy.gov)




PREVIOUS OVERSIGHT

AVAILABLE AT [OPENTHEBOOKS.COM](https://openthebooks.com)




EXPORT-IMPORT BANK 2007-2021



CONGRESSIONAL THIRD PARTY PAID TRAVEL



WHITE HOUSE PAYROLL



OFFICE OF THE VICE PRESIDENT
The Legal Debate Over The Freedom Of Information Act



WHERE'S THE PORK?
Mapping Waste, Fraud, Corruption and Taxpayer Abuse



DR. ANTHONY FAUCI
Investigating Fauci's Finances

AS FEATURED IN

C-SPAN Chicago Tribune The New York Times Forbes BBC



ABOUT AMERICAN TRANSPARENCY

OPENTHEBOOKS.COM

EVERY DIME. ONLINE. IN REAL TIME.

We are the world's largest private database of public-sector expenditures. We captured all disclosed federal spending since 2001; 50 of 50 state checkbooks; and 25 million public employee salary and pension records from 50,000 public bodies across America.

Our aggressive transparency and forensic auditing has led to the assembly of grand juries, indictments, and successful prosecutions; congressional briefings, hearings, audits, subpoenas, and legislation; administrative and White House policy changes; and much more.

IN 2020...

The President's Budget To Congress FY2021 included a first-ever chapter, "Stopping Wasteful and Unnecessary Spending," which was inspired by our oversight report, *Where's The Pork? A Study of \$600 Billion In Federal Grants*. Included in the President's Budget was our report, *Use-It-Or-Lose-It - How The Federal Government Spent \$97 Billion In September 2018*. The President committed to stopping this wasteful phenomenon. Also, the budget cited our report on the National Endowment of the Arts as the principle reason to eliminate the agency. (Media coverage included USA Today, The Wall Street Journal, and FOX News.)

IN 2019...

Our Top 82 U.S. Non-Profit Hospitals: Quantifying Government Payments & Financial Assets report launched on *FOX News' Tucker Carlson Tonight* and *USA TODAY*. This report backstopped President Trump's two executive orders on healthcare price transparency by showing that wealthy charitable non-profit healthcare providers and their CEO's were making big profits. Colorado Governor Jared Polis (D) also cited this data in his state of the state address while arguing for price reforms.

IN 2018...

Open The Books' Mapping The Swamp, A Study Of The Administrative State Media report launched on *FOX News' The Ingraham Angle* and directly led to Representative Judy Hice's (R-GA) legislation on pension and bonus transparency (H.R. 2612). Furthermore, we briefed the Executive Office of the President, Office of Management & Budget regarding our policy ideas to drain the swamp.

IN 2017...

The Tax Cuts And Jobs Act 2017, passed into law and included a claw-back tax on Ivy League-style, excessive university endowments. The *Boston Globe* cited our Ivy League, Inc. oversight report as a catalyst for the legislative provision. Coverage included *The Wall Street Journal* and eight segments on *Fox News*.

IN 2016...

We exposed the \$20 million luxury-art procurement program at the Department of Veterans Affairs, which forced a public apology from the V.A. Secretary and the adoption of new rules to stop the abuse. Coverage included *Good Morning America* and *ABC World News Tonight*.

IN RECOGNITION OF OUR TEAM

Adam Andrzejewski
Chief Executive Officer
& Founder

Craig Mijares
Chief Operating
Officer

Courtenay Lyons
Development
Director

Christopher Neefus
Communications
Director

Sejzelle Erastus-Obilo,
Creative Services Director,
designed this report.

Tamara Colbert
Public Relations
Specialist

Rachel O'Brien
Deputy Public Policy
Editor

Amber Todoroff
Deputy Public Policy
Editor

Milan Erastus-Obilo
Video
Editor



© 2023 **OpenTheBooks.com**

A project of American Transparency 501(c)(3)

All Rights Reserved

3 Grant Square #355

Hinsdale, IL 60521