

# **2024 Annual Report (Calendar Year 2023)**

**Christine Grady**



Executive Branch Personnel  
Public Financial Disclosure Report (OGE Form 278e)

Filer's Information

GRADY, CHRISTINE

SENIOR INVESTIGATOR, DEPARTMENT OF BIOETHICS

Report Year: 2024

Other Federal Government Positions Held During the Preceding 12 Months:

Senior Investigator, Warren Grant Magnuson Clinical Center

Electronic Signature - I certify that the statements I have made in this form are true, complete and correct to the best of my knowledge.

GRADY, CHRISTINE [electronically signed on 06/13/2024 by GRADY, CHRISTINE in NEES]

Agency Ethics Official Opinion - On the basis of information contained in this report, I conclude that the filer is in compliance with applicable laws and regulations (subject to any comments below).

DEOL, MALVINDER KAUR [electronically signed on 08/10/2024 by DEOL, MALVINDER KAUR in NEES]

Other review conducted by

#	COMMENTS	EMPLOYEE	DATE
1	Initial Review:06/13/2024. Initial Review 06/13/24. Requested info from filer 07/03/24, received complete info 07/15/24.; report is consistent with employee's ethics files; no SAOs reported, consistent with 717-1; reportable outside position, no reportable WAGs or awards. Compliant with all applicable rules. No apparent COIs identified. RBondoe 08/05/24	IC Reviewer - BONDOE, ROSE KORTO	6/13/2024 at 12:09 PM
2		IC Certifier - DEOL, MALVINDER KAUR	8/10/2024 at 10:52 AM

U.S office of Government Ethics Certification

**1. Filer's Positions Held Outside United States Government**

#	NAME	CITY, STATE	ORG TYPE	POSITION	FROM	TO
1	The Childrens Inn	BETHESDA, Maryland	Non-profit	Member	November 2018	September 2024

**2. Filer's Employment Assets and Income**

#	DESCRIPTION	EIF	VALUE	INCOME TYPE	INCOME AMOUNT
1	U.S. Bank (cash)	N	\$50,001 to \$100,000	Interest	None ( or less than \$201)
2	Attachment: Grady Contributory IRA				
3	Attachment: Grady Revocable Trust				
4	Attachment: Spouse Contributory IRA				
5	Attachment: Spouse Revocable Trust				

**3. Filer's Employment Agreements and Arrangements**

None

**4. Filer's Sources of Compensation Exceeding \$5,000 in a year**

None

**5. Spouse's Employment Assets and Income**

#	DESCRIPTION	EIF	VALUE	INCOME TYPE	INCOME AMOUNT
1	(S) Jackson Fillmore, LLP. (Italian Restaurant). San Francisco, CA	N	\$1,001 to \$15,000		None ( or less than \$201)

2	Georgetown University	N/A	Salary (non-government)
3	McGraw Hill Publishers	N/A	Royalties

#### 6. Other Assets and Income

#	DESCRIPTION	EIF	VALUE	INCOME TYPE	INCOME AMOUNT
1	(S) Dreyfus Money Market Fund (GMMXX)	Y	\$250,001 to \$500,000	Dividends	\$15,001 to \$50,000
2	American Health Insurance Plans	N/A		Honoraria	
3	Calderone Prize- Columbia U	N/A		Honoraria	
4	Eminent Series	N/A		Honoraria	
5	Eminent Series	N/A		Honoraria	
6	Eminent Series	N/A		Honoraria	
7	Eminent Series	N/A		Honoraria	
8	Fulbright Prize	N/A		Other	
9	George Washington U	N/A		Honoraria	
10	Japan Medical Congress	N/A		Honoraria	
11	Learning Quest 529 Education Plans, Moderate-track: Short-Term Portfolio. Plan for child #3	Y	\$50,001 to \$100,000	Dividends	None ( or less than \$201)
12	Leinhard Prize- NASEM	N/A		Other	
13	Maekung Media Group	N/A		Honoraria	
14	Nachman Lecture, Weil Cornell	N/A		Honoraria	
15	National Assoc Chain Drug Stores	N/A		Honoraria	
16	Princeton U	N/A		Honoraria	



17	Washington U Commencement	N/A	Honoraria
18	Wayne State U	N/A	Honoraria
19	Weill Cornell Fireside Chat	N/A	Honoraria
20	World Quant	N/A	Honoraria

## 7. Transactions

#	DESCRIPTION	TYPE	DATE	AMOUNT
1	Attachment: Grady Contributory IRA Transactions			
2	Attachment: Grady Revocable Trust Transactions			
3	Attachment: Spouse Contributory IRA Transactions			
4	Attachment: Spouse Revocable Trust Transactions			

## 8. Liabilities

None
------

## 9. Gifts and Travel Reimbursements

None
------

# **Anthony Fauci Contributory IRA**



\_\_\_\_\_

December 1-31, 2023

\$4,285,579.92

\$4,077,060.33

\$208,519.59



**[REDACTED]**

\_\_\_\_\_. Member SIPC. Your independent Investment Advisor is not affiliated with or an agent of \_\_\_\_\_ does not supervise or endorse your Advisor.

### Online Assistance



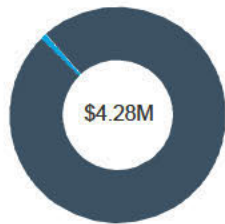
\_\_\_\_\_

██████████ to explore the features and benefits of this statement.

## IRA CONTRIBUTORY



Statement Period  
December 1-31, 2023



	This Period	Current Allocation
Cash and Cash Investments	61,253.28	1%
Mutual Funds	4,224,326.64	99%
Total	\$4,285,579.92	100%

Bank Sweep Interest  
Income Summary

	This Period	YTD
Bank Sweep Interest	14.44	405.62
Cash Dividends	29,763.64	68,500.09
Total Capital Gains Distributions	69,287.52	69,287.52
Total Income	\$99,065.60	\$138,193.23

Top Account Holdings This Period

SYMBOL CUSIP	Description	Market Value	% of Accounts
AWEIX	CIBC ATLAS DISCIPLINED EQ...	1,078,245.65	25%
PIGIX	PIMCO INVESTMENT GRADE CR...	588,854.10	14%
VFIDX	VANGUARD INTERM-TERM INVE...	512,409.45	12%
FLMVX	JPMORGAN MID CAP VALUE L	347,811.11	8%
AWMIX	CIBC ATLAS MID CAP EQUITY...	335,559.20	8%

Retirement Contribution Details

Contributions	2022	2023
Rollover	0.00	3,422,148.98
Total YTD (\$)	0.00	3,422,148.98

Gain or (Loss) Summary

	All Positions		Net
	Gain	(Loss)	
This Period	0.00	0.00	0.00
YTD	0.00	(14,890.67)	(14,890.67)
Unrealized			\$579,557.17

Values may not reflect all of your gains/losses. [REDACTED] has provided accurate gain and loss information wherever possible for most investments. Cost basis may be incomplete or unavailable for some of your holdings and may change or be adjusted in certain cases. Please login to your account at [REDACTED] for real-time gain/loss information. Statement information should not be used for tax preparation, instead refer to official tax documents. For additional information refer to Terms and Conditions.

Statement Period  
December 1-31, 2023

Retirement Distribution Details

Distributions	Tax Withheld					Net
	Gross	Federal	State	Earnings		
Normal	31,220.57	3,122.06	2,809.85 DC	0.00		25,288.66
Total YTD (\$)	31,220.57	3,122.06	2,809.85	0.00		25,288.66

Tax Year 2023 Required Minimum Distribution, which you must take by 12/31/2023: **31,220.57**  
**Remaining Requirement: \*** **0.00**  
Tax Year 2024 Required Minimum Distribution, which you must take by 12/31/2024: **255,094.04**

must report to the IRS that a minimum distribution is required for the tax year specified above.\*  
\* The Remaining Requirement is the current Tax Year's Required Minimum Distribution less Total YTD distributions. The remaining amount is an estimate and does not factor in any distributions taken to satisfy a prior year RMD. Consult your tax advisor to ensure you satisfy your current year RMD.

A Message About Your Account

CALIFORNIA RESIDENTS

If your total payments of interest and interest dividends on federally tax-exempt non-California municipal bonds were \$10 or greater and you or your Partnership had a California address as of 12/31, will report this information to the California Franchise Tax Board each tax year, per state statute.

Positions - Summary

Beginning Value as of	+	Transfer of Securities(In/Out)	+	Dividends Reinvested	+	Cash Activity	+	Change in Market Value	=	Ending Value as of 12/31	Cost Basis	Unrealized Gain/(Loss)
\$4,077,060.33		\$0.00		(\$78,728.33)		\$99,065.60		\$188,182.32		\$4,285,579.92	\$3,644,769.47	\$579,557.17

Values may not reflect all of your gains/losses; has provided accurate gain and loss information wherever possible for most investments. Cost basis may be incomplete or unavailable for some of your holdings and may change or be adjusted in certain cases. Statement information should not be used for tax preparation, instead refer to official tax documents. For additional information refer to Terms and Conditions.

Cash and Cash Investments

Type	Symbol	Description	Quantity	Price(\$)	Beginning Balance(\$)	Ending Balance(\$)	Change in Period Balance(\$)	Pending/Unsettled Cash(\$)	Interest/ Yield Rate	% of Acct
Cash					3,569.35	3,739.14	169.79	0.00		<1%
Bank Sweep		BANK XZ			37,346.66	57,514.14	20,167.48		0.45%	1%
Total Cash and Cash Investments					\$40,916.01	\$61,253.28	\$20,337.27			1%



Statement Period  
December 1-31, 2023

## Positions - Mutual Funds

Symbol	Description	Quantity	Price(\$)	Market Value(\$)	Cost Basis(\$)	Unrealized Gain/(Loss)(\$)	Est. Yield	Est. Annual Income(\$)	% of Acct
PIGIX	PIMCO INVESTMENT GRADE C REDIT BOND INSTL	65,501.0120	8.99000	588,854.10	609,460.03	(20,605.93)			14%
VFIDX	VANGUARD INTERM-TERM INV ESTMENT-GRDE ADM	59,033.3470	8.68000	512,409.45	527,329.32	(14,919.87)			12%
AWEIX	CIBC ATLAS DISCIPLINED E ° QUITY INSTL	38,841.7020	27.76000	1,078,245.65	726,709.31	351,536.34			25%
AWIIX	CIBC ATLAS INCOME OPPORT UNITIES INSTL	17,390.8950	15.02000	261,211.24	197,736.19	63,475.05			6%
AWWIX	CIBC ATLAS INTERNATIONAL GROWTH INSTL	16,170.2130	12.38000	200,187.24	190,015.00	10,172.24			5%
AWMIX	CIBC ATLAS MID CAP EQUIT Y INSTITUTIONAL	17,886.9510	18.76000	335,559.20	287,407.02	48,152.18			8%
HHDFX	HAMLIN HIGH DIVIDEND EQU ITY INSTL	9,514.7860	30.71000	292,199.08	193,747.45	98,451.63			7%
FLMVX	JPMORGAN MID CAP VALUE L	9,677.5490	35.94000	347,811.11	334,224.75	13,586.36			8%
VTMGX	VANGUARD DEVELOPED MARKE TS INDEX ADMIRAL	20,967.0220	15.40000	322,892.14	300,045.00	22,847.14			8%
VSMAX	VANGUARD SMALL CAP INDEX ADM	2,207.5060	103.34000	228,123.67	220,030.00	8,093.67			5%
VCMIX	VERSUS CAPITAL MULTI-MGR REAL EST INC I	574.0590	25.79000	14,804.98	18,050.40	(3,245.42)			<1%
VCRRX	VERSUS CAPITAL REAL ASSE TS	1,514.0050	27.76000	42,028.78	40,015.00	2,013.78			<1%
<b>Total Mutual Funds</b>				<b>\$4,224,326.64</b>	<b>\$3,644,769.47</b>	<b>\$579,557.17</b>		<b>\$0.00</b>	<b>99%</b>

Estimated Annual Income ("EAI") and Estimated Yield ("EY") calculations are for informational purposes only. The actual income and yield might be lower or higher than the estimated amounts. EY is based upon EAI and the current price of the security and will fluctuate. For certain types of securities, the calculations could include a return of principal or capital gains in which case EAI and EY would be overstated. EY and EAI are not promptly updated to reflect when an issuer has missed a regular payment or announced changes to future payments, in which case EAI and EY will continue to display at a prior rate.

Statement Period  
December 1-31, 2023

## Transactions - Summary

Beginning Cash* as of 12/01	+	Deposits	+	Withdrawals	+	Purchases	+	Sales/Redemptions	+	Dividends/Interest	+	Fees	=	Ending Cash* as of 12/31
\$40,916.01		\$0.00		\$0.00		(\$78,728.33)		\$0.00		\$99,065.60		\$0.00		\$61,253.28

Other Activity **\$0.00**

Other activity includes transactions which don't affect the cash balance such as stock transfers, splits, etc.

\*Cash (includes any cash debit balance) held in your account plus the value of any cash invested in a sweep money fund.

## Transaction Details

Date	Category	Action	Symbol/ CUSIP	Description	Quantity	Price/Rate per Share(\$)	Charges/ Interest(\$)	Amount(\$)	Realized Gain/(Loss)(\$)
12/13	Purchase	Reinvested Shares	FLMVX	JPMORGAN MID CAP VALUE L	443.2860	35.7200		(15,834.18)	
	Dividend	LT Cap Gain Rein	FLMVX	JPMORGAN MID CAP VALUE L				15,834.18	
12/18	Interest	Bank Interest <sup>XZ</sup>		BANK INT 111623-121523				14.44	
	Dividend	Cash Dividend	VTMGX	VANGUARD DEVELOPED MARKE				4,096.96	
12/20	Dividend	Cash Dividend	FLMVX	JPMORGAN MID CAP VALUE L				4,601.67	
	Dividend	Cash Dividend	VSMAX	VANGUARD SMALL CAP INDEX				1,139.07	
12/21	Purchase	Reinvested Shares	AWEIX	CIBC ATLAS DISCIPLINED E QUITY INSTL	1,419.6220	27.8300		(39,508.07)	
	Purchase	Reinvested Shares	AWMIX	CIBC ATLAS MID CAP EQUIT Y INSTITUTIONAL	750.9570	18.5700		(13,945.27)	
	Dividend	LT Cap Gain Rein	AWEIX	CIBC ATLAS DISCIPLINED E				39,508.07	
	Dividend	LT Cap Gain Rein	AWMIX	CIBC ATLAS MID CAP EQUIT				13,945.27	
12/28	Purchase	Reinvested Shares	AWEIX	CIBC ATLAS DISCIPLINED E QUITY INSTL	339.2310	27.8300		(9,440.81)	
	Dividend	Div For Reinvest	AWEIX	CIBC ATLAS DISCIPLINED E				9,440.81	
	Dividend	Cash Dividend	AWIIX	CIBC ATLAS INCOME OPPORT				1,667.79	
	Dividend	Cash Dividend	AWWIX	CIBC ATLAS INTERNATIONAL				2,307.49	
	Dividend	Cash Dividend	HHDFX	HAMLIN HIGH DIVIDEND EQU				2,770.71	
12/29	Dividend	Cash Dividend	PIGIX	PIMCO INVESTMENT GRADE C				1,910.72	



Statement Period  
December 1-31, 2023

### Transaction Details (continued)

Date	Category	Action	Symbol/ CUSIP	Description	Quantity	Price/Rate per Share(\$)	Charges/ Interest(\$)	Amount(\$)	Realized Gain/(Loss)(\$)
12/29	Dividend	Cash Dividend	VFIDX	VANGUARD INTERM-TERM INV				1,828.42	
<b>Total Transactions</b>								<b>\$20,337.27</b>	<b>\$0.00</b>

Date column represents the Settlement/Process date for each transaction.

### Bank Sweep Activity

Date	Description	Amount	Date	Description	Amount
12/01	<b>Beginning Balance</b> <sup>xz</sup>	\$37,346.66	12/21	BANK CREDIT FROM BROKERAGE <sup>x</sup>	5,740.74
12/01	BANK CREDIT FROM BROKERAGE <sup>x</sup>	3,569.35	12/29	BANK CREDIT FROM BROKERAGE <sup>x</sup>	6,745.99
12/15	BANK INTEREST - <span style="background-color: black; color: black;">XXXXXXXXXX</span> BANK <sup>xz</sup>	14.44	12/31	<b>Ending Balance</b> <sup>xz</sup>	\$57,514.14
12/19	BANK CREDIT FROM BROKERAGE <sup>x</sup>	4,096.96	12/29	<b>Interest Rate</b> <sup>*z</sup>	0.45%

\* Your interest period was 11/16/23 - 12/15/23. <sup>z</sup>

### Endnotes For Your Account

- ◇ Dividends paid on this security will be automatically reinvested.
- X Bank Sweep deposits are held at FDIC-insured Program Banks, which are listed in the Cash Features Disclosure Statement.
- Z For the Bank Sweep and Bank Sweep for Benefit Plans features, interest is paid for a period that differs from the Statement Period. Balances include interest paid as indicated on your statement statement by XXXXXXXXXX or one or more of its Program Banks. These balances do not include interest that may have accrued during the Statement Period after interest is paid. The interest paid may include interest that accrued in the prior Statement Period.

# RMD calculations are based on the IRS Uniform Lifetime Table and the fair market account value on 12/31 of the prior year. If your spouse is listed as your sole beneficiary and is greater than 10 years younger, the IRS allows your RMD calculation to be based on the IRS Joint Lifetime Table and your fair market account value on 12/31 of the prior year. Your fair market value and RMD calculated amount may need to be adjusted to include any transfers, rollovers, recharacterized contribution or security pricing correction after 12/31 of the prior year. Failure to take a distribution may result in a penalty on the amount not distributed. Follow the IRS guidelines and consult your tax advisor. Distributions made prior to opening your XXXXXXXXXX account are not reflected on this statement. Please refer to the last statement provided by your prior firm for distribution details to determine your remaining RMD amount due.

### Terms and Conditions

**GENERAL INFORMATION AND KEY TERMS:** This Account statement is furnished solely by XXXXXXXXXX for your Account at XXXXXXXXXX. Unless otherwise defined herein, capitalized terms have the same meanings as in your Account Agreement. If you receive any other communication from any source other than XXXXXXXXXX which purports to represent your holdings at XXXXXXXXXX (including balances held at a Depository Institution) you should verify its content with this statement. **Accrued Income:** Accrued Income is the sum of the total accrued interest and/or accrued dividends on positions held in your Account, but the interest and/or dividends have not been received into your Account. XXXXXXXXXX makes no representation that the amounts shown (or any other amount) will be received. Accrued amounts are not covered by SIPC account protection until actually received and held in the Account. **AIP**

**(Automatic Investment Plan) Customers:** XXXXXXXXXX receives remuneration in connection with certain transactions effected through XXXXXXXXXX. If you participate in a systematic investment program through XXXXXXXXXX, the additional information normally detailed on a trade confirmation will be provided upon request. **Average Daily Balance:** Average daily composite of all cash balances that earn interest and all loans from XXXXXXXXXX that are charged interest. **Bank Sweep and Bank Sweep for Benefit Plans Features:** XXXXXXXXXX acts as your agent and custodian in establishing and maintaining your Deposit Account(s) as a feature of your brokerage Account(s). Deposit accounts held through these bank sweep features constitute direct obligations of one or more FDIC insured banks ("Program Banks") that are not obligations of XXXXXXXXXX. Funds swept to Program Banks are eligible for deposit insurance from the FDIC up to the applicable limits.



Statement Period

December 1-31, 2023

## Terms and Conditions (continued)

for each bank for funds held in the same insurable capacity. The balance in the Deposit Accounts can be withdrawn on your order and the proceeds returned to your brokerage Account or remitted to you as provided in your Account Agreement. For information on FDIC insurance and its limits, as well as other important disclosures about the bank sweep feature(s) in your Account(s), please refer to the Cash Features Disclosure Statement available online or from a [REDACTED] representative. **Cash:** Any Free Credit Balance owed by us to you payable upon demand which, although accounted for on our books of record, is not segregated and may be used in the conduct of this firm's business. **Dividend Reinvestment Customers:** Dividend reinvestment transactions were effected by [REDACTED] acting as a principal for its own account, except for the reinvestment of [REDACTED] dividends, for which an independent broker-dealer acted as the buying agent. Further information on these transactions will be furnished upon written request. **Gain (or Loss):** Unrealized Gain or (Loss) and Realized Gain or (Loss) sections ("Gain/Loss Section(s)") contain a gain or a loss summary of your Account. This information has been provided on this statement at the request of your Advisor, if applicable. This information is not a solicitation or a recommendation to buy or sell. [REDACTED] does not provide tax advice and encourages you to consult with your tax professional. Please view the Cost Basis Disclosure Statement for additional information on how gain (or loss) is calculated and how [REDACTED] reports adjusted cost basis information to the IRS. **Interest:** For the [REDACTED] One Interest, Bank Sweep, and Bank Sweep for Benefit Plans features, interest is paid for a period that may differ from the Statement Period. Balances include interest paid as indicated on your statement by [REDACTED] or one or more of its Program Banks. These balances do not include interest that may have accrued during the Statement Period after interest is paid. The interest paid may include interest that accrued in the prior Statement Period. For the [REDACTED] One Interest feature, interest accrues daily from the second-to-last business day of the prior month and is posted on the second-to-last business day of the current month. For the Bank Sweep and Bank Sweep for Benefit Plans features, interest accrues daily from the 16th day of the prior month and is credited/posted on the first business day after the 15th of the current month. If, on any given day, the interest that [REDACTED] calculates for the Free Credit Balances in the [REDACTED] One Interest feature in your brokerage Account is less than \$0.005, you will not accrue any interest on that day. For balances held at banks affiliated with [REDACTED] in the Bank Sweep and Bank Sweep for Benefit Plans features, interest will accrue even if the amount is less than \$0.005. **Margin Account Customers:** This is a combined statement of your margin account and special memorandum account maintained for you under Section 220.5 of Regulation T issued by the Board of Governors of the Federal Reserve System. The permanent record of the separate account as required by Regulation T is available for your inspection. Securities purchased on margin are [REDACTED] collateral for the loan to you. It is important that you fully understand the risks involved in trading securities on margin. These risks include: 1) You can lose more funds than you deposit in the margin account; 2) [REDACTED] can force the sale of securities or other assets in any of your account(s) to maintain the required account equity without contacting you; 3) You are not entitled to choose which assets are liquidated nor are you entitled to an extension of time on a margin call; 4) [REDACTED] can increase its "house" maintenance margin requirements at any time without advance written notice to you. **Market Price:** The most recent price evaluation available to [REDACTED] on the last business day of the report period, normally the last trade price or bid as of market close. Unpriced securities denote that no market evaluation update is currently available. Price evaluations are obtained from outside parties. [REDACTED] shall have no responsibility for the accuracy or timeliness of any such valuations. Assets Not Held at [REDACTED] are not held in your Account or covered by the Account's SIPC account protection and are not otherwise in [REDACTED]'s custody and are being provided as a courtesy to you. Information on Assets Not Held at [REDACTED] including but not limited to valuations, is reported solely based on information you provide to [REDACTED]. [REDACTED] can neither validate nor certify the existence of Assets Not Held at [REDACTED] or the accuracy, completeness or timeliness of the information about Assets Not Held at [REDACTED] whether provided by you or otherwise. Descriptions of Assets Not Held at [REDACTED] may be abbreviated or truncated. Some securities, especially thinly traded equities in the OTC market or foreign markets, may not report the

most current price and are indicated as Stale Priced. Certain Limited Partnerships (direct participation programs) and unlisted Real Estate Investment Trust (REIT) securities, for which you may see a value on your monthly Account statement that reflects the issuer's appraised estimated value, are not listed on a national securities exchange, and are generally illiquid. Even if you are able to sell such securities, the price received may be less than the per share appraised estimated value provided in the account statement. **Market Value:** The Market Value is computed by multiplying the Market Price by the Quantity of Shares. This is the dollar value of your present holdings in your specified [REDACTED] Account or a summary of the Market Value summed over multiple accounts. **Non-Publicly Traded Securities:** All assets shown on this statement, other than certain direct investments which may be held by a third party, are held in your Account. Values of certain Non-Publicly Traded Securities may be furnished by a third party as provided by [REDACTED] Account Agreement. [REDACTED] shall have no responsibility for the accuracy or timeliness of such valuations. The Securities Investor Protection Corporation (SIPC) does not cover many limited partnership interests. **[REDACTED] Sweep Money Funds:** Includes the primary money market funds into which Free Credit Balances may be automatically invested pursuant to your Account Agreement. [REDACTED] or an affiliate acts and receives compensation as the Investment Advisor, Shareholder Service Agent and Distributor for the [REDACTED] Sweep Money Funds. The amount of such compensation is disclosed in the prospectus. The yield information for [REDACTED] Sweep Money Funds is the current 7-day yield as of the statement period. Yields vary. If on any given day, the accrued daily dividend for your selected sweep money fund as calculated for your account is less than 1/2 of 1 cent (\$0.005), your account will not earn a dividend for that day. In addition, if you do not accrue at least 1 daily dividend of \$0.01 during a pay period, you will not receive a money market dividend for that period. [REDACTED] and the [REDACTED] Sweep Money Funds investment advisor may be voluntarily reducing a portion of a [REDACTED] Sweep Money Fund's expenses. Without these reductions, yields would have been lower. **Securities Products and Services:** Securities products and services are offered by [REDACTED], Member SIPC. Securities products and services, including unswept intraday funds and net credit balances held in brokerage accounts are not deposits or other obligations of, or guaranteed by, any bank, are not FDIC insured, and are subject to investment risk and may lose value. SIPC does not cover balances held at Program Banks in the Bank Sweep and Bank Sweep for Benefit Plans features. Please see your Cash Feature Disclosure Statement for more information on insurance coverage. **Yield to Maturity:** This is the actual average annual return on a note if held to maturity. **IN CASE OF ERRORS OR DISCREPANCIES:** If you find an error or discrepancy relating to your brokerage activity (other than an electronic fund transfer) you must notify us promptly, but no later than 10 days after this statement is sent or made available to you. If this statement shows that we have mailed or delivered security certificate(s) that you have not received, notify [REDACTED] immediately. You may call us at 800-435-4000. (Outside the U.S., call +1-415-667-8400.) If you're a client of an independent investment advisor, call us at 800-515-2157. Any oral communications should be re-confirmed in writing to further protect your rights, including rights under the Securities Investor Protection Act (SIPA). If you do not so notify us, you agree that the statement activity and Account balance are correct for all purposes with respect to those brokerage transactions. **IN CASE OF COMPLAINTS:** If you have a complaint regarding your [REDACTED] statement, products or services, please write to Client Service & Support at [REDACTED], P.O. Box 982603 El Paso, TX 79998-2603, or call customer service at 800-435-4000. (Outside the U.S., call +1-415-667-8400.) If you're a client of an independent investment advisor, call us at 800-515-2157. **Address Changes:** If you fail to notify [REDACTED] in writing of any change of address or phone number, you may not receive important notifications about your Account, and trading or other restrictions might be placed on your Account. **Additional Information:** We are required by law to report to the Internal Revenue Service adjusted cost basis information (if applicable), certain payments to you and credits to your Account during the calendar year. Retain this statement for income tax purposes. A financial statement for your inspection is available at [REDACTED] offices or a copy will be mailed to you upon written request. Any third-party trademarks



Statement Period

December 1-31, 2023

## Terms and Conditions (continued)

appearing herein are the property of their respective owners.

Member SIPC

companies and subsidiaries of the

© 2023

\_\_\_\_\_ Institutional is a division of \_\_\_\_\_, and provides back office brokerage and related services to independent investment advisors and retirement plan providers. \_\_\_\_\_ is a registered broker-dealer and is not affiliated with your Investment Advisor whose name appears on this statement ("Advisors") except in the case of \_\_\_\_\_ Investment Advisory, Inc. \_\_\_\_\_ Wealth Investment Advisory, Inc. \_\_\_\_\_ or an affiliated company that may act as the investment advisor on a fund. \_\_\_\_\_ neither endorses nor recommends any particular Advisor or its investment strategy and has no responsibility to monitor trading by any Advisor in your Account. \_\_\_\_\_ has not verified any statement accompanying any Advisor's logo appearing on this statement. Not all of these products and services may benefit your Account, and \_\_\_\_\_ may provide them to Advisors on the Advisor's commitment to place a certain amount of its clients' assets in brokerage accounts at \_\_\_\_\_ within a certain period of time. This commitment could influence an Advisor's recommendation or requirement that its clients establish brokerage accounts at \_\_\_\_\_. For questions about this statement, or if there is a change in your financial situation, investment objectives, or risk profile, please contact your Independent Investment Manager and/or Advisor.



# OPEN THE BOOKS™

Every Dime. Online. In Real Time.

# **Anthony Fauci Revocable Trust**



Account Number

Statement Period

December 1-31, 2023

## Account Summary

Ending Account Value  
as of 12/31

\$8,616,767.31

Beginning Account Value  
as of 12/01

\$8,304,211.33

Total Value  
Change (\$)

\$312,555.98



### Your Independent Investment Manager and/or Advisor

[Redacted Name]  
[Redacted Address]  
[Redacted Phone Number]  
[Redacted Email Address]

### Online Assistance

Visit us online at [Redacted URL]

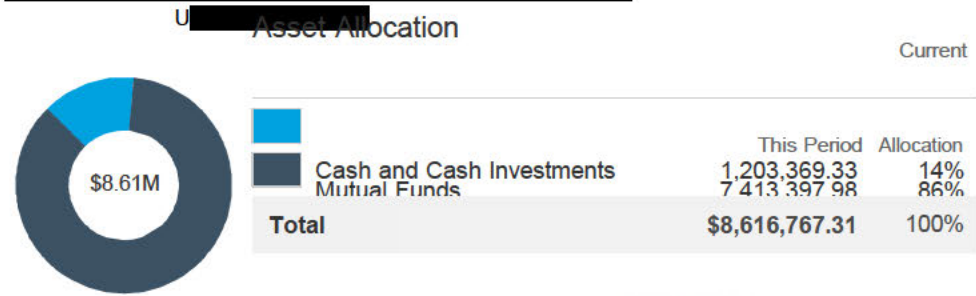
[Redacted Text] to explore the features  
and benefits of this statement.

OPEN THE  
BOOKS™  
Every Time. Online. In Real Time.

	This Statement	Previous Statement	Change
Beginning Value	\$8,304,211.33	\$7,113,779.35	\$1,190,431.98
Deposits	0.00	700,000.00	(700,000.00)
Withdrawals	0.00	0.00	0.00
Dividends and Interest	205,311.93	8,014.83	197,297.10
Transfer of Securities(In/Out)	0.00	0.00	0.00
Market Value Change	107,244.05	493,915.38	(386,671.33)
Fees	0.00	(11,498.23)	11,498.23
<b>Ending Value</b>	<b>\$8,616,767.31</b>	<b>\$8,304,211.33</b>	<b>\$312,555.98</b>



Statement Period  
December 1-31, 2023



Income Summary

Federal Tax Status	This Period		YTD	
	Tax-Exempt <sup>1</sup>	Taxable	Tax-Exempt <sup>1</sup>	Taxable
Money Funds	0.00	4,965.32	0.00	10,888.49
Dividends				
Cash Dividends	3,858.82	46,364.87	41,011.27	86,982.41
Total Capital Gains	0.00	150,122.92	0.00	150,122.92
Distributions				
<b>Total Income</b>	<b>\$3,858.82</b>	<b>\$201,453.11</b>	<b>\$41,011.27</b>	<b>\$247,993.82</b>

<sup>1</sup> Certain income in this category may qualify for state tax exemption; consult your tax advisor

Top Account Holdings This Period

SYMBOL CUSIP	Description	Market Value	% of Accounts
AWEIX	CIBC ATLAS DISCIPLINED EQ...	2,728,676.17	32%
PRSMX	T. ROWE PRICE SUMMIT MUNI...	1,667,576.51	19%
SWGXX	SCHWAB GOVERNMENT MONEY	1,047,311.55	12%
AWWIX	CIBC ATLAS INTERNATIONAL ...	632,170.22	7%
AWMIX	CIBC ATLAS MID CAP EQUITY...	597,239.83	7%

Gain or (Loss) Summary

	Short-Term (ST)			Long-Term (LT)		
	Gain	(Loss)	Net	Gain	(Loss)	Net
This Period	0.00	(11,057.45)	(11,057.45)	0.00	0.00	0.00
YTD	0.00	(30,872.41)	(30,872.41)	0.00	(3,187.33)	(3,187.33)
<b>Unrealized</b>	<b>\$1,187,371.92</b>					

Values may not reflect all of your gains/losses; [REDACTED] has provided accurate gain and loss information wherever possible for most investments. Cost basis may be incomplete or unavailable for some of your holdings and may change or be adjusted in certain cases. Please login to your account at [REDACTED].com for real-time gain/loss information. Statement information should not be used for tax preparation, instead refer to official tax documents. For additional information refer to Terms and Conditions.



Statement Period  
December 1-31, 2023

## A Message About Your Account

### CALIFORNIA RESIDENTS

If your total payments of interest and interest dividends on federally tax-exempt non-California municipal bonds were \$10 or greater and you or your Partnership had a California address as of 12/31, [REDACTED] will report this information to the California Franchise Tax Board each tax year, per state statute. [REDACTED]

## Positions - Summary

Beginning Value as of	+	Transfer of Securities(In/Out)	+	Dividends Reinvested	+	Cash Activity	+	Change in Market Value	=	Ending Value as of 12/31	Cost Basis	Unrealized Gain/(Loss)
\$8,304,211.33		\$0.00		(\$158,083.29)		\$205,311.93		\$265,327.34		<b>\$8,616,767.31</b>	\$6,226,026.06	\$1,187,371.92

Values may not reflect all of your gains/losses; [REDACTED] has provided accurate gain and loss information wherever possible for most investments. Cost basis may be incomplete or unavailable for some of your holdings and may change or be adjusted in certain cases. Statement information should not be used for tax preparation, instead refer to official tax documents. For additional information refer to Terms and Conditions.

## Cash and Cash Investments

Type	Symbol	Description	Quantity	Price(\$)	Beginning Balance(\$)	Ending Balance(\$)	Change in Period Balance(\$)	Pending/Unsettled Cash(\$)	Interest/Yield Rate	% of Acct
Cash					704,903.38	6,057.65	(698,845.73)	0.00		<1%
Money Fund (Sweep)	SWGXX	SCHWAB GOVERNMENT MONEY	1,047,311.5500	1.0000	297,314.31	1,047,311.55	749,997.24			12%
Money Fund (Non-Sweep)	SWVXX	SCHWAB VALUE ADVANTAGE M	150,000.1300	1.0000	150,000.00	150,000.13	0.13			2%
<b>Total Cash and Cash Investments</b>					<b>\$1,152,217.69</b>	<b>\$1,203,369.33</b>	<b>\$51,151.64</b>			<b>14%</b>

## Positions - Mutual Funds

Symbol	Description	Quantity	Price(\$)	Market Value(\$)	Cost Basis(\$)	Unrealized Gain/(Loss)(\$)	Est. Yield	Est. Annual Income(\$)	% of Acct
PRSMX	T. ROWE PRICE SUMMIT MUNICIPAL INTM INV	145,639.8700	11.45000	1,667,576.51	1,673,702.64	(6,126.13)			19%
AWEIX	CIBC ATLAS DISCIPLINED EQUITY INSTL	98,295.2510	27.76000	2,728,676.17	1,795,647.31	933,028.86			32%
AWIIX	CIBC ATLAS INCOME OPPORTUNITIES INSTL	27,940.2180	15.02000	419,662.07	332,947.37	86,714.70			5%
AWWIX	CIBC ATLAS INTERNATIONAL GROWTH INSTL	51,063.8300	12.38000	632,170.22	600,015.00	32,155.22			7%

Statement Period  
December 1-31, 2023

## Positions - Mutual Funds (continued)

Symbol	Description	Quantity	Price(\$)	Market Value(\$)	Cost Basis(\$)	Unrealized Gain/(Loss)(\$)	Est. Yield	Est. Annual Income(\$)	% of Acct
AWMIX	CIBC ATLAS MID CAP EQUIT Y INSTITUTIONAL	31,835.8120	18.76000	597,239.83	505,268.87	91,970.96			7%
JCCIX	JHANCOCK SMALL CAP CORE ° I	23,304.6150	15.68000	365,416.36	342,994.92	22,421.44			4%
JEPIX	JPMORGAN EQUITY PREMIUM INCOME I	14,224.7510	13.73000	195,305.83	200,015.00	(4,709.17)			2%
FLMVX	JPMORGAN MID CAP VALUE L	14,937.3500	35.94000	536,848.36	524,455.14	12,393.22			6%
VCMIX	VERSUS CAPITAL MULTI-MGR REAL EST INC I	3,200.3210	25.79000	82,536.28	87,387.04	(4,850.76)			<1%
VCRRX	VERSUS CAPITAL REAL ASSE TS	6,771.1220	27.76000	187,966.35	163,592.77	24,373.58			2%
<b>Total Mutual Funds</b>				<b>\$7,413,397.98</b>	<b>\$6,226,026.06</b>	<b>\$1,187,371.92</b>		<b>\$0.00</b>	<b>86%</b>

Estimated Annual Income ("EAI") and Estimated Yield ("EY") calculations are for informational purposes only. The actual income and yield might be lower or higher than the estimated amounts. EY is based upon EAI and the current price of the security and will fluctuate. For certain types of securities, the calculations could include a return of principal or capital gains in which case EAI and EY would be overstated. EY and EAI are not promptly updated to reflect when an issuer has missed a regular payment or announced changes to future payments, in which case EAI and EY will continue to display at a prior rate.

## Transactions - Summary

Beginning Cash* as of 12/01	+	Deposits	+	Withdrawals	+	Purchases	+	Sales/Redemptions	+	Dividends/Interest	+	Fees	=	Ending Cash* as of 12/31
\$1,002,217.69		\$0.00		\$0.00		(\$493,117.97)		\$338,957.55		\$205,311.93		\$0.00		\$1,053,369.20

Other Activity **\$0.00**

Other activity includes transactions which don't affect the cash balance such as stock transfers, splits, etc.

\*Cash (includes any cash debit balance) held in your account plus the value of any cash invested in a sweep money fund.

## Transaction Details

Date	Category	Action	Symbol/ CUSIP	Description	Quantity	Price/Rate per Share(\$)	Charges/ Interest(\$)	Amount(\$)	Realized Gain/(Loss)(\$)
12/12	Purchase		JCCIX	JHANCOCK SMALL CAP CORE I	23,112.5090	14.7100	15.00	(340,000.00)	
				Commission \$15.00					
12/13	Sale		VSMAX	VANGUARD SMALL CAP INDEX ADM	(3,511.9410)	96.5200	15.00	338,957.55	(11,057.45) <sup>(ST)</sup>
				Commission \$15.00					



Statement Period  
December 1-31, 2023

Transaction Details (continued)

Date	Category	Action	Symbol/ CUSIP	Description	Quantity	Price/Rate per Share(\$)	Charges/ Interest(\$)	Amount(\$)	Realized Gain/(Loss)(\$)
12/13	Purchase	Reinvested Shares	FLMVX	JPMORGAN MID CAP VALUE L	684.2140	35.7200		(24,440.14)	
	Dividend	LT Cap Gain Rein	FLMVX	JPMORGAN MID CAP VALUE L				24,440.14	
12/19	Purchase	Reinvested Shares	JCCIX	JHANCOCK SMALL CAP CORE I	33.0460	15.5900		(515.18)	
	Purchase	Reinvested Shares	JCCIX	JHANCOCK SMALL CAP CORE I	159.0600	15.5900		(2,479.74)	
	Dividend	Div For Reinvest	JCCIX	JHANCOCK SMALL CAP CORE				515.18	
	Dividend	Sttm Cap Gn Rein	JCCIX	JHANCOCK SMALL CAP CORE				2,479.74	
12/20	Dividend	Cash Dividend	FLMVX	JPMORGAN MID CAP VALUE L				7,102.71	
12/21	Purchase	Reinvested Shares	AWEIX	CIBC ATLAS DISCIPLINED E QUITY INSTL	3,624.2360	27.8300		(100,862.50)	
	Purchase	Reinvested Shares	AWMIX	CIBC ATLAS MID CAP EQUIT Y INSTITUTIONAL	1,336.5790	18.5700		(24,820.28)	
	Dividend	LT Cap Gain Rein	AWEIX	CIBC ATLAS DISCIPLINED E				100,862.50	
	Dividend	LT Cap Gain Rein	AWMIX	CIBC ATLAS MID CAP EQUIT				24,820.28	
12/28	Dividend	Cash Dividend	AWEIX	CIBC ATLAS DISCIPLINED E				24,102.00	
	Dividend	Cash Dividend	AWIIX	CIBC ATLAS INCOME OPPORT				2,679.47	
	Dividend	Cash Dividend	AWWIX	CIBC ATLAS INTERNATIONAL				7,286.81	
12/29	Purchase	Reinvested Shares	SWVXX	SCHWAB VALUE ADVANTAGE M ONEY INV	0.1300	1.0000		(0.13)	
	Dividend	Cash Dividend	JEPIX	JPMORGAN EQUITY PREMIUM				1,177.64	
	Dividend	Short Term Cap Gn	SWGXX	SCHWAB GOVERNMENT MONEY				4.96	
	Dividend	Dividend Shrs L	SWGXX	SCHWAB GOVERNMENT MONEY				4,965.32	
	Dividend	Sttm Cap Gn Rein	SWVXX	SCHWAB VALUE ADVANTAGE M				0.13	
	Dividend	Cash Dividend	SWVXX	SCHWAB VALUE ADVANTAGE M				1,016.23	
	Dividend	Cash Dividend	PRSMX	T. ROWE PRICE SUMMIT MUN				3,858.82	
<b>Total Transactions</b>								<b>\$51,151.51</b>	<b>\$(11,057.45)</b>

Date column represents the Settlement/Process date for each transaction.



Statement Period  
December 1-31, 2023

## Money Market Fund (Sweep) Activity

### SCHWAB GOVERNMENT MONEY : SWGXX

Date	Description	Amount	Date	Description	Amount	Date	Description	Amount
12/01	Beginning Balance	297,314.31	12/13	Purchased	338,957.55	12/29	Dividend	4,965.32
12/01	Purchased	704,903.38	12/21	Purchased	7,102.71	12/31	Ending Balance	1,047,311.55
12/12	Redeemed	(340,000.00)	12/29	Purchased	34,068.28			

GOVT MMF Average Yield For The Most Recent Pay Period: 004.98%; 7-Day Yield: 5.00%.

## Endnotes For Your Account

- Dividends paid on this security will be automatically reinvested.

## Terms and Conditions

**GENERAL INFORMATION AND KEY TERMS:** This Account statement is furnished solely by [REDACTED] for your Account at [REDACTED] ("Account"). Unless otherwise defined herein, capitalized terms have the same meanings as in your Account Agreement. If you receive any other communication from any source other than [REDACTED] which purports to represent your holdings at [REDACTED] (including balances held at a Depository Institution) you should verify its content with this statement. **Accrued Income:** Accrued Income is the sum of the total accrued interest and/or accrued dividends on positions held in your Account, but the interest and/or dividends have not been received into your Account. [REDACTED] makes no representation that the amounts shown (or any other amount) will be received. Accrued amounts are not covered by SIPC account protection until actually received and held in the Account. **AIP (Automatic Investment Plan) Customers:** [REDACTED] receives remuneration in connection with certain transactions effected through [REDACTED]. If you participate in a systematic investment program through [REDACTED], the additional information normally detailed on a trade confirmation will be provided upon request. **Average Daily Balance:** Average daily composite of all cash balances that earn interest and all loans from [REDACTED] that are charged interest. **Bank Sweep and Bank Sweep for Benefit Plans Features:** [REDACTED] acts as your agent and custodian in establishing and maintaining your Deposit Account(s) as a feature of your brokerage Account(s). Deposit accounts held through these bank sweep features constitute direct obligations of one or more FDIC insured banks ("Program Banks") that are not obligations of [REDACTED]. Funds swept to Program Banks are eligible for deposit insurance from the FDIC up to the applicable limits for each bank for funds held in the same insurable capacity. The balance in the Deposit Accounts can be withdrawn on your order and the proceeds returned to your brokerage Account or remitted to you as provided in your Account Agreement. For information on FDIC insurance and its limits, as well as other important disclosures about the bank sweep feature(s) in your Account(s), please refer to the Cash Features Disclosure Statement available online or from a [REDACTED] representative. **Cash:** Any Free Credit Balance owed by us to you payable upon demand which, although accounted for on our books of record, is not segregated and may be used in the conduct of this firm's business. **Dividend Reinvestment Customers:** Dividend reinvestment transactions were effected by [REDACTED] acting as a principal for its own account, except for the reinvestment of [REDACTED] dividends, for which an independent broker-dealer acted as the buying agent. Further information on these transactions will be furnished upon written request. **Gain (or Loss):** Unrealized Gain or (Loss) and Realized Gain or (Loss) sections ("Gain/Loss Section(s)") contain a

gain or a loss summary of your Account. This information has been provided on this statement at the request of your Advisor, if applicable. This information is not a solicitation or a recommendation to buy or sell. [REDACTED] does not provide tax advice and encourages you to consult with your tax professional. Please view the Cost Basis Disclosure Statement for additional information on how gain (or loss) is calculated and how [REDACTED] reports adjusted cost basis information to the IRS. **Interest:** For the [REDACTED] One Interest, Bank Sweep, and Bank Sweep for Benefit Plans features, interest is paid for a period that may differ from the Statement Period. Balances include interest paid as indicated on your statement by [REDACTED] or one or more of its Program Banks. These balances do not include interest that may have accrued during the Statement Period after interest is paid. The interest paid may include interest that accrued in the prior Statement Period. For the [REDACTED] One Interest feature, interest accrues daily from the second-to-last business day of the prior month and is posted on the second-to-last business day of the current month. For the Bank Sweep and Bank Sweep for Benefit Plans features, interest accrues daily from the 16th day of the prior month and is credited/posted on the first business day after the 15th of the current month. If, on any given day, the interest that Schwab calculates for the Free Credit Balances in the [REDACTED] One Interest feature in your brokerage Account is less than \$.005, you will not accrue any interest on that day. For balances held at banks affiliated with [REDACTED] in the Bank Sweep and Bank Sweep for Benefit Plans features, interest will accrue even if the amount is less than \$.005. **Margin Account Customers:** This is a combined statement of your margin account and special memorandum account maintained for you under Section 220.5 of Regulation T issued by the Board of Governors of the Federal Reserve System. The permanent record of the separate account as required by Regulation T is available for your inspection. Securities purchased on margin are [REDACTED] collateral for the loan to you. It is important that you fully understand the risks involved in trading securities on margin. These risks include: 1) You can lose more funds than you deposit in the margin account; 2) [REDACTED] can force the sale of securities or other assets in any of your account(s) to maintain the required account equity without contacting you; 3) You are not entitled to choose which assets are liquidated nor are you entitled to an extension of time on a margin call; 4) [REDACTED] can increase its "house" maintenance margin requirements at any time without advance written notice to you. **Market Price:** The most recent price evaluation available to [REDACTED] on the last business day of the report period, normally the last trade price or bid as of market close. Unpriced securities denote that no market evaluation update is currently available. Price evaluations are obtained from outside parties.



Statement Period

December 1-31, 2023

## Terms and Conditions (continued)

██████████ shall have no responsibility for the accuracy or timeliness of any such valuations. Assets Not Held at ██████████ are not held in your Account or covered by the Account's SIPC account protection and are not otherwise in ██████████ custody and are being provided as a courtesy to you. Information on Assets Not Held at ██████████ including but not limited to valuations, is reported solely based on information you provide to ██████████. ██████████ can neither validate nor certify the existence of Assets Not Held at ██████████ or the accuracy, completeness or timeliness of the information about Assets Not Held at ██████████, whether provided by you or otherwise. Descriptions of Assets Not Held at ██████████ may be abbreviated or truncated. Some securities, especially thinly traded equities in the OTC market or foreign markets, may not report the most current price and are indicated as Stale Priced. Certain Limited Partnerships (direct participation programs) and unlisted Real Estate Investment Trust (REIT) securities, for which you may see a value on your monthly Account statement that reflects the issuer's appraised estimated value, are not listed on a national securities exchange, and are generally illiquid. Even if you are able to sell such securities, the price received may be less than the per share appraised estimated value provided in the account statement.

**Market Value:** The Market Value is computed by multiplying the Market Price by the Quantity of Shares. This is the dollar value of your present holdings in your specified Schwab Account or a summary of the Market Value summed over multiple accounts. **Non-Publicly Traded Securities:** All assets shown on this statement, other than certain direct investments which may be held by a third party, are held in your Account. Values of certain Non-Publicly Traded Securities may be furnished by a third party as provided by ██████████ Account Agreement. ██████████ shall have no responsibility for the accuracy or timeliness of such valuations. The Securities Investor Protection Corporation (SIPC) does not cover many limited partnership interests.

**Sweep Money Funds:** Includes the primary money market funds into which Free Credit Balances may be automatically invested pursuant to your Account Agreement. ██████████ or an affiliate acts and receives compensation as the Investment Advisor, Shareholder Service Agent and Distributor for the ██████████ Sweep Money Funds. The amount of such compensation is disclosed in the prospectus. The yield information for ██████████ Sweep Money Funds is the current 7-day yield as of the statement period. Yields vary. If on any given day, the accrued daily dividend for your selected sweep money fund as calculated for your account is less than ½ of 1 cent (\$0.005), your account will not earn a dividend for that day. In addition, if you do not accrue at least 1 daily dividend of \$0.01 during a pay period, you will not receive a money market dividend for that period. ██████████ and the ██████████ Sweep Money Funds investment advisor may be voluntarily reducing a portion of a ██████████ Sweep Money Fund's expenses. Without these reductions, yields would have been lower. **Securities Products and Services:** Securities products and services are offered by ██████████

██████████, Member SIPC. Securities products and services, including unswept intraday funds and net credit balances held in brokerage accounts are not deposits or other obligations of, or guaranteed by, any bank, are not FDIC insured, and are subject to investment risk and may lose value. SIPC does not cover balances held at Program Banks in the Bank Sweep and Bank Sweep for Benefit Plans features. Please see your Cash Feature Disclosure Statement for more information on insurance coverage. **Yield to Maturity:** This is the actual average annual return on a note if held to maturity. **IN CASE OF ERRORS OR DISCREPANCIES:** If you find an error or discrepancy relating to your brokerage activity (other than an electronic fund transfer) you must notify us promptly, but no later than 10 days after this statement is sent or made available to you. If this statement shows that we have mailed or delivered security certificate(s) that you have not received, notify ██████████ immediately. You may call us at 800-435-4000. (Outside the U.S., call +1-415-667-8400.) If you're a client of an independent investment advisor, call us at 800-515-2157. Any oral communications should be re-confirmed in writing to further protect your rights, including rights under the Securities Investor Protection Act (SIPA). If you do not so notify us, you agree that the statement activity and Account balance are correct for all purposes with respect to those brokerage transactions. **IN CASE OF COMPLAINTS:** If you have a complaint regarding your ██████████ statement, products or services, please write to Client Service & Support at ██████████, P.O. Box 982603 El Paso, TX 79998-2603, or call customer service at 800-435-4000. (Outside the U.S., call +1-415-667-8400.) If you're a client of an independent investment advisor, call us at 800-515-2157. **Address Changes:** If you fail to notify ██████████ in writing of any change of address or phone number, you may not receive important notifications about your Account, and trading or other restrictions might be placed on your Account. **Additional Information:** We are required by law to report to the Internal Revenue Service adjusted cost basis information (if applicable), certain payments to you and credits to your Account during the calendar year. Retain this statement for income tax purposes. A financial statement for your inspection is available at ██████████ offices or a copy will be mailed to you upon written request. Any third-party trademarks appearing herein are the property of their respective owners. ██████████ Bank, ██████████ Premier Bank, and ██████████ Trust Bank are separate but affiliated companies and subsidiaries of the ██████████ Corporation. © 2023 ██████████. All rights reserved. Member SIPC (██████████) (0822-20UL)

██████████ Institutional is a division of ██████████, and provides back office brokerage and related services to independent investment advisors and retirement plan providers. ██████████ is a registered broker-dealer and is not affiliated with your Investment Advisor whose name appears on this statement ("Advisors") except in the case of ██████████ Investment Advisory, Inc. ██████████ Wealth Investment Advisory, Inc. ██████████ or an affiliated company that may act as the investment advisor on a fund. ██████████ neither endorses nor recommends any particular Advisor or its investment strategy and has no responsibility to monitor trading by any Advisor in your Account. ██████████ has not verified any statement accompanying any Advisor's logo appearing on this statement. Not all of these products and services may benefit your Account, and ██████████ may provide them to Advisors on the Advisor's commitment to place a certain amount of its clients' assets in brokerage accounts at ██████████ within a certain period of time. This commitment could influence an Advisor's recommendation or requirement that its clients establish brokerage accounts at ██████████. For questions about this statement, or if there is a change in your financial situation, investment objectives, or risk profile, please contact your Independent Investment Manager and/or Advisor.



*This page intentionally left blank.*

# OPEN THE BOOKS™

Every Dime. Online. In Real Time.

# **Christine Grady Contributory IRA**





Account Number

Statement Period

December 1-31, 2023

## Account Summary

Ending Account Value  
as of 12/31

\$129,013.12

Beginning Account Value  
as of 12/01

\$123,183.60

Total Value  
Change (\$)

\$5,829.52



OPEN THE BOOKS™

Every Time. Online. In Real Time.

### Your Independent Investment Manager and/or Advisor

Member SIPC. Your independent Investment Advisor is not affiliated with or an agent of [REDACTED] does not supervise or endorse your Advisor.

### Online Assistance

Visit us online at [REDACTED]

to explore the features and benefits of this statement.

### Time to go digital

Sign up for paperless at [REDACTED]



IRA CONTRIBUTORY

	This Statement	Previous Statement	Change
Beginning Value	\$123,183.60	\$112,995.87	\$10,187.73
Deposits	0.00	0.00	0.00
Withdrawals	0.00	0.00	0.00
Dividends and Interest	505.97	3,228.32	(2,722.35)
Transfer of Securities(In/Out)	0.00	0.00	0.00
Market Value Change	5,323.55	6,959.41	(1,635.86)
Fees	0.00	0.00	0.00
<b>Ending Value</b>	<b>\$129,013.12</b>	<b>\$123,183.60</b>	<b>\$5,829.52</b>

## Contributory IRA of



	This Period	Current Allocation
Cash and Cash Investments	1,391.34	1%
Mutual Funds	127,621.78	99%
<b>Total</b>	<b>\$129,013.12</b>	<b>100%</b>

## Top Account Holdings This Period

SYMBOL CUSIP	Description	Market Value	% of Accounts
PRILX	PARNASSUS CORE EQUITY INS...	61,215.54	47%
VFIDX	VANGUARD INTERM-TERM INVE...	25,239.36	20%
BAFWX	BROWN ADVISORY SUSTAINABL...	23,723.79	18%
BCAIX	BOSTON COMMON ESG IMPACT ...	11,221.51	9%
VSMAX	VANGUARD SMALL CAP INDEX ...	6,221.58	5%

## Gain or (Loss) Summary

	All Positions		
	Gain	(Loss)	Net
This Period	0.00	0.00	0.00
YTD	656.72	0.00	656.72
<b>Unrealized</b>	<b>\$10,950.11</b>		

Values may not reflect all of your gains/losses; [REDACTED] has provided accurate gain and loss information wherever possible for most investments. Cost basis may be incomplete or unavailable for some of your holdings and may change or be adjusted in certain cases. Please login to your account at [REDACTED].com for real-time gain/loss information. Statement information should not be used for tax preparation, instead refer to official tax documents. For additional information refer to Terms and Conditions.

Statement Period  
December 1-31, 2023

	This Period	YTD
Bank Sweep Interest	0.31	14.79
Income Summary		
Cash Dividends	505.66	1,741.90
Total Capital Gains Distributions	0.00	3,140.88
<b>Total Income</b>	<b>\$505.97</b>	<b>\$4,897.57</b>

## Retirement Contribution Details

Contributions	2022	2023
<b>Total YTD (\$)</b>	<b>0.00</b>	<b>0.00</b>

Statement Period  
December 1-31, 2023

## A Message About Your Account

### CALIFORNIA RESIDENTS

If your total payments of interest and interest dividends on federally tax-exempt non-California municipal bonds were \$10 or greater and you or your Partnership had a California address as of 12/31, [REDACTED] will report this information to the California Franchise Tax Board each tax year, per state statute. [REDACTED]

## Positions - Summary

Beginning Value as of	+	Transfer of Securities(In/Out)	+	Dividends Reinvested	+	Cash Activity	+	Change in Market Value	=	Ending Value as of 12/31	Cost Basis	Unrealized Gain/(Loss)
\$123,183.60		\$0.00		\$0.00		\$505.97		\$5,323.55		\$129,013.12	\$116,671.67	\$10,950.11

Values may not reflect all of your gains/losses; [REDACTED] has provided accurate gain and loss information wherever possible for most investments. Cost basis may be incomplete or unavailable for some of your holdings and may change or be adjusted in certain cases. Statement information should not be used for tax preparation, instead refer to official tax documents. For additional information refer to Terms and Conditions.

## Cash and Cash Investments

Type	Symbol	Description	Quantity	Price(\$)	Beginning Balance(\$)	Ending Balance(\$)	Change in Period Balance(\$)	Pending/Unsettled Cash(\$)	Interest/Yield Rate	% of Acct
Cash					87.15	90.05	2.90	0.00		<1%
Bank Sweep		Bank Sweep <sup>XZ</sup>			798.22	1,301.29	503.07		0.45%	1%
Total Cash and Cash Investments					\$885.37	\$1,391.34	\$505.97			1%

## Positions - Mutual Funds

Symbol	Description	Quantity	Price(\$)	Market Value(\$)	Cost Basis(\$)	Unrealized Gain/(Loss)(\$)	Est. Yield	Est. Annual Income(\$)	% of Acct
VFIDX	VANGUARD INTERM-TERM INVESTMENT-GRDE ADM	2,907.7600	8.68000	25,239.36	27,837.00	(2,597.64)			20%
BCAIX	BOSTON COMMON ESG IMPACT INTL	357.2590	31.41000	11,221.51	11,015.00	206.51			9%
BAFWX	BROWN ADVISORY SUSTAINABLE GROWTH I	493.2180	48.10000	23,723.79	20,015.00	3,708.79			18%
PRILX	PARNASSUS CORE EQUITY INSTITUTIONAL	1,107.7730	55.26000	61,215.54	51,789.67	9,425.87			47%



Statement Period  
December 1-31, 2023

## Positions - Mutual Funds (continued)

Symbol	Description	Quantity	Price(\$)	Market Value(\$)	Cost Basis(\$)	Unrealized Gain/(Loss)(\$)	Est. Yield	Est. Annual Income(\$)	% of Acct
VSMAX ADM	VANGUARD SMALL CAP INDEX	60.2050	103.34000	6,221.58	6,015.00	206.58			5%
<b>Total Mutual Funds</b>				<b>\$127,621.78</b>	<b>\$116,671.67</b>	<b>\$10,950.11</b>		<b>\$0.00</b>	<b>99%</b>

Estimated Annual Income ("EAI") and Estimated Yield ("EY") calculations are for informational purposes only. The actual income and yield might be lower or higher than the estimated amounts. EY is based upon EAI and the current price of the security and will fluctuate. For certain types of securities, the calculations could include a return of principal or capital gains in which case EAI and EY would be overstated. EY and EAI are not promptly updated to reflect when an issuer has missed a regular payment or announced changes to future payments, in which case EAI and EY will continue to display at a prior rate.

## Transactions - Summary

Beginning Cash* as of 12/01	+	Deposits	+	Withdrawals	+	Purchases	+	Sales/Redemptions	+	Dividends/Interest	+	Fees	=	Ending Cash* as of 12/31
\$885.37		\$0.00		\$0.00		\$0.00		\$0.00		\$505.97		\$0.00		\$1,391.34

Other Activity **\$0.00**

Other activity includes transactions which don't affect the cash balance such as stock transfers, splits, etc.

\*Cash (includes any cash debit balance) held in your account plus the value of any cash invested in a sweep money fund.

## Transaction Details

Date	Category	Action	Symbol/ CUSIP	Description	Quantity	Price/Rate per Share(\$)	Charges/ Interest(\$)	Amount(\$)	Realized Gain/(Loss)(\$)
12/14	Dividend	Cash Dividend	BCAIX	BOSTON COMMON ESG IMPACT				260.38	
12/18	Interest	Bank Interest <sup>XZ</sup>		BANK INT				0.31	
12/20	Dividend	Cash Dividend	PRILX	PARNASSUS CORE EQUITY IN				121.63	
	Dividend	Cash Dividend	VSMAX	VANGUARD SMALL CAP INDEX				31.07	
12/26	Dividend	Cash Dividend	BAFWX	BROWN ADVISORY SUSTAINAB				2.53	
12/29	Dividend	Cash Dividend	VFIDX	VANGUARD INTERM-TERM INV				90.05	
<b>Total Transactions</b>								<b>\$505.97</b>	<b>\$0.00</b>

Date column represents the Settlement/Process date for each transaction.



Statement Period  
December 1-31, 2023

## Bank Sweep Activity

Date	Description	Amount	Date	Description	Amount	Date	Description	Amount
12/01	Beginning Balance <sup>XZ</sup>	\$798.22	12/15	BANK CREDIT FROM BROKERAGE <sup>X</sup>	260.38	12/31	Ending Balance <sup>XZ</sup>	\$1,301.29
12/01	BANK CREDIT FROM BROKERAGE <sup>X</sup>	87.15	12/21	BANK CREDIT FROM BROKERAGE <sup>X</sup>	152.70	12/29	Interest Rate <sup>*Z</sup>	0.45%
12/15	BANK INTEREST <sup>XZ</sup>	0.31	12/27	BANK CREDIT FROM BROKERAGE <sup>X</sup>	2.53			

\* Your interest period was 11/16/23 - 12/15/23. <sup>Z</sup>

## Endnotes For Your Account

<sup>X</sup> Bank Sweep deposits are held at FDIC-insured Program Banks, which are listed in the Cash Features Disclosure Statement.

<sup>Z</sup> For the Bank Sweep and Bank Sweep for Benefit Plans features, interest is paid for a period that differs from the Statement Period. Balances include interest paid as indicated on your statement by [REDACTED] or one or more of its Program Banks. These balances do not include interest that may have accrued during the Statement Period after interest is paid. The interest paid may include interest that accrued in the prior Statement Period.

## Terms and Conditions

**GENERAL INFORMATION AND KEY TERMS:** This Account statement is furnished solely by [REDACTED] ("Account"). Unless otherwise defined herein, capitalized terms have the same meanings as in your Account Agreement. If you receive any other communication from any source other than [REDACTED] which purports to represent your holdings at [REDACTED] (including balances held at a Depository Institution) you should verify its content with this statement. **Accrued Income:** Accrued Income is the sum of the total accrued interest and/or accrued dividends on positions held in your Account, but the interest and/or dividends have not been received into your Account. [REDACTED] makes no representation that the amounts shown (or any other amount) will be received. Accrued amounts are not covered by SIPC account protection until actually received and held in the Account. **AIP (Automatic Investment Plan) Customers:** [REDACTED] receives remuneration in connection with certain transactions effected through [REDACTED]. If you participate in a systematic investment program through [REDACTED], the additional information normally detailed on a trade confirmation will be provided upon request. **Average Daily Balance:** Average daily composite of all cash balances that earn interest and all loans from [REDACTED] that are charged interest. **Bank Sweep and Bank Sweep for Benefit Plans Features:** [REDACTED] acts as your agent and custodian in establishing and maintaining your Deposit Account(s) as a feature of your brokerage Account(s). Deposit accounts held through these bank sweep features constitute direct obligations of one or more FDIC insured banks ("Program Banks") that are not obligations of [REDACTED]. Funds swept to Program Banks are eligible for deposit insurance from the FDIC up to the applicable limits for each bank for funds held in the same insurable capacity. The balance in the Deposit Accounts can be withdrawn on your order and the proceeds returned to your brokerage Account or remitted to you as provided in your Account Agreement. For information on FDIC insurance and its limits, as well as other important disclosures about the bank sweep feature(s) in your Account(s), please refer to the Cash Features Disclosure Statement available online or from a [REDACTED] representative. **Cash:** Any Free Credit Balance owed by us to you payable upon demand which, although accounted for on our books of record, is not segregated and may be used in the conduct of this firm's business. **Dividend Reinvestment Customers:**

Dividend reinvestment transactions were effected by [REDACTED] acting as a principal for its own account, except for the reinvestment of [REDACTED] dividends, for which an independent broker-dealer acted as the buying agent. Further information on these transactions will be furnished upon written request. **Gain (or Loss):** Unrealized Gain or (Loss) and Realized Gain or (Loss) sections ("Gain/Loss Section(s)") contain a gain or a loss summary of your Account. This information has been provided on this statement at the request of your Advisor, if applicable. This information is not a solicitation or a recommendation to buy or sell. [REDACTED] does not provide tax advice and encourages you to consult with your tax professional. Please view the Cost Basis Disclosure Statement for additional information on how gain (or loss) is calculated and how [REDACTED] reports adjusted cost basis information to the IRS. **Interest:** For the [REDACTED] One Interest, Bank Sweep, and Bank Sweep for Benefit Plans features, interest is paid for a period that may differ from the Statement Period. Balances include interest paid as indicated on your statement by [REDACTED] or one or more of its Program Banks. These balances do not include interest that may have accrued during the Statement Period after interest is paid. The interest paid may include interest that accrued in the prior Statement Period. For the [REDACTED] One Interest feature, interest accrues daily from the second-to-last business day of the prior month and is posted on the second-to-last business day of the current month. For the Bank Sweep and Bank Sweep for Benefit Plans features, interest accrues daily from the 16th day of the prior month and is credited/posted on the first business day after the 15th of the current month. If, on any given day, the interest that [REDACTED] calculates for the Free Credit Balances in the [REDACTED] One Interest feature in your brokerage Account is less than \$.005, you will not accrue any interest on that day. For balances held at banks affiliated with [REDACTED] in the Bank Sweep and Bank Sweep for Benefit Plans features, interest will accrue even if the amount is less than \$.005. **Margin Account Customers:** This is a combined statement of your margin account and special memorandum account maintained for you under Section 220.5 of Regulation T issued by the Board of Governors of the Federal Reserve System. The permanent record of the separate account as required by Regulation T is available for your inspection. Securities purchased on margin are [REDACTED] collateral for the loan to you. It is important that you fully



Statement Period

December 1-31, 2023

## Terms and Conditions (continued)

understand the risks involved in trading securities on margin. These risks include: 1) You can lose more funds than you deposit in the margin account; 2) [REDACTED] can force the sale of securities or other assets in any of your account(s) to maintain the required account equity without contacting you; 3) You are not entitled to choose which assets are liquidated nor are you entitled to an extension of time on a margin call; 4) [REDACTED] can increase its "house" maintenance margin requirements at any time without advance written notice to you. **Market Price:** The most recent price evaluation available to [REDACTED] on the last business day of the report period, normally the last trade price or bid as of market close. Unpriced securities denote that no market evaluation update is currently available. Price evaluations are obtained from outside parties.

[REDACTED] shall have no responsibility for the accuracy or timeliness of any such valuations. Assets Not Held at [REDACTED] are not held in your Account or covered by the Account's SIPC account protection and are not otherwise in [REDACTED]'s custody and are being provided as a courtesy to you. Information on Assets Not Held at [REDACTED], including but not limited to valuations, is reported solely based on information you provide to [REDACTED]. [REDACTED] can neither validate nor certify the existence of Assets Not Held at [REDACTED] or the accuracy, completeness or timeliness of the information about Assets Not Held at [REDACTED] whether provided by you or otherwise. Descriptions of Assets Not Held at [REDACTED] may be abbreviated or truncated. Some securities, especially thinly traded equities in the OTC market or foreign markets, may not report the most current price and are indicated as Stale Priced. Certain Limited Partnerships (direct participation programs) and unlisted Real Estate Investment Trust (REIT) securities, for which you may see a value on your monthly Account statement that reflects the issuer's appraised estimated value, are not listed on a national securities exchange, and are generally illiquid. Even if you are able to sell such securities, the price received may be less than the per share appraised estimated value provided in the account statement.

**Market Value:** The Market Value is computed by multiplying the Market Price by the Quantity of Shares. This is the dollar value of your present holdings in your specified [REDACTED] Account or a summary of the Market Value summed over multiple accounts. **Non-Publicly Traded Securities:** All assets shown on this statement, other than certain direct investments which may be held by a third party, are held in your Account. Values of certain Non-Publicly Traded Securities may be furnished by a third party as provided by [REDACTED] Account Agreement. [REDACTED] shall have no responsibility for the accuracy or timeliness of such valuations. The Securities Investor Protection Corporation (SIPC) does not cover many limited partnership interests.

**Sweep Money Funds:** Includes the primary money market funds into which Free Credit Balances may be automatically invested pursuant to your Account Agreement. [REDACTED] or an affiliate acts and receives compensation as the Investment Advisor, Shareholder Service Agent and Distributor for the [REDACTED] Sweep Money Funds. The amount of such compensation is disclosed in the prospectus. The yield information for [REDACTED] Sweep Money Funds is the current 7-day yield as of the statement period. Yields vary. If on any given day, the accrued daily dividend for your selected sweep money fund as calculated for your account is less than ½ of 1 cent (\$0.005), your account will not earn a dividend for that day. In addition, if you do not

accrue at least 1 daily dividend of \$0.01 during a pay period, you will not receive a money market dividend for that period. [REDACTED] Sweep Money Funds investment advisor may be voluntarily reducing a portion of a [REDACTED] Sweep Money Fund's expenses. Without these reductions, yields would have been lower. **Securities Products and Services:** Securities products and services are offered by [REDACTED], Member SIPC. Securities products and services, including unswept intraday

funds and net credit balances held in brokerage accounts are not deposits or other obligations of, or guaranteed by, any bank, are not FDIC insured, and are subject to investment risk and may lose value. SIPC does not cover balances held at Program Banks in the Bank Sweep and Bank Sweep for Benefit Plans features. Please see your Cash Feature Disclosure Statement for more information on insurance coverage. **Yield to Maturity:** This is the actual average annual return on a note if held to maturity. **IN CASE OF ERRORS OR DISCREPANCIES:** If you find an error or discrepancy relating to your brokerage activity (other than an electronic fund transfer) you must notify us promptly, but no later than 10 days after this statement is sent or made available to you. If this statement shows that we have mailed or delivered security certificate(s) that you have not received, notify [REDACTED] immediately. You may call us at 800-435-4000. (Outside the U.S., call +1-415-667-8400.) If you're a client of an independent investment advisor, call us at 800-515-2157. Any oral communications should be re-confirmed in writing to further protect your rights, including rights under the Securities Investor Protection Act (SIPA). If you do not so notify us, you agree that the statement activity and Account balance are correct for all purposes with respect to those brokerage transactions. **IN CASE OF COMPLAINTS:** If you have a complaint regarding your [REDACTED] statement, products or services, please write to Client Service & Support at [REDACTED] P.O. Box 982603 El Paso, TX 79998-2603, or call customer service at 800-435-4000. (Outside the U.S., call +1-415-667-8400.) If you're a client of an independent investment advisor, call us at 800-515-2157.

**Address Changes:** If you fail to notify [REDACTED] in writing of any change of address or phone number, you may not receive important notifications about your Account, and trading or other restrictions might be placed on your Account. **Additional Information:** We are required by law to report to the Internal Revenue Service adjusted cost basis information (if applicable), certain payments to you and credits to your Account during the calendar year. Retain this statement for income tax purposes. A financial statement for your inspection is available at [REDACTED] offices or a copy will be mailed to you upon written request. Any third-party trademarks appearing herein are the property of their respective owners. [REDACTED] Premier Bank, and [REDACTED] Trust Bank are separate but affiliated companies and subsidiaries of the [REDACTED] © 2023 [REDACTED] [REDACTED] rights reserved. Member SIPC [REDACTED]

[REDACTED] and provides back office brokerage and related services to independent investment advisors and retirement plan providers. [REDACTED] is a registered broker-dealer and is not affiliated with your Investment Advisor whose name appears on this statement ("Advisors") except in the case of [REDACTED] or an affiliated company that may act as the investment advisor on a fund. [REDACTED] neither endorses nor recommends any particular Advisor or its investment strategy and has no responsibility to monitor trading by any Advisor in your Account. [REDACTED] has not verified any statement accompanying any Advisor's logo appearing on this statement. Not all of these products and services may benefit your Account, and [REDACTED] may provide them to Advisors on the Advisor's commitment to place a certain amount of its clients' assets in brokerage accounts at [REDACTED] within a certain period of time. This commitment could influence an Advisor's recommendation or requirement that its clients establish brokerage accounts at [REDACTED]. For questions about this statement, or if there is a change in your financial situation, investment objectives, or risk profile, please contact your Independent Investment Manager and/or Advisor.

# Christine Grady Revocable Trust





Account Number

Statement Period

December 1-31, 2023

## Account Summary

Ending Account Value  
as of 12/31

\$2,352,006.14

Beginning Account Value  
as of 12/01

\$2,265,098.71

Total Value  
Change (\$)

\$86,907.43



OPEN THE  
BOOKS™

Every Dime. Online. In Real Time.

	This Statement	Previous Statement	Change
Beginning Value	\$2,265,098.71	\$2,118,893.06	\$146,205.65
Deposits	0.00	0.00	0.00
Withdrawals	0.00	0.00	0.00
Dividends and Interest	10,118.68	61,374.44	(51,255.76)
Transfer of Securities(In/Out)	0.00	0.00	0.00
Market Value Change	76,788.75	89,387.59	(12,598.84)
Fees	0.00	(4,556.38)	4,556.38
Ending Value	\$2,352,006.14	\$2,265,098.71	\$86,907.43

The custodian of your brokerage account is: [REDACTED]. Member SIPC. Your independent Investment Advisor is not affiliated with or an agent of [REDACTED] does not supervise or endorse your Advisor.

### Online Assistance



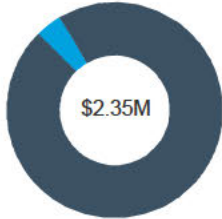
Visit us online at [REDACTED]

Visit [REDACTED] to explore the features and benefits of this statement.

Statement Period  
December 1-31, 2023

Asset Allocation

Current



	This Period	Allocation
Cash and Cash Investments	83,698.90	4%
Mutual Funds	2,268,307.24	96%
<b>Total</b>	<b>\$2,352,006.14</b>	<b>100%</b>

Top Account Holdings This Period

SYMBOL CUSIP	Description	Market Value	% of Accounts
PRILX	PARNASSUS CORE EQUITY INS...	1,156,688.17	49%
PRSMX	T. ROWE PRICE SUMMIT MUNI...	591,951.24	25%
BCAIX	BOSTON COMMON ESG IMPACT ...	204,027.27	9%
VSMAX	VANGUARD SMALL CAP INDEX ...	114,061.84	5%
AWIIX	CIBC ATLAS INCOME OPPORTU...	101,358.29	4%

Gain or (Loss) Summary

	Short-Term (ST)			Long-Term (LT)		
	Gain	(Loss)	Net	Gain	(Loss)	Net
This Period	0.00	0.00	0.00	0.00	0.00	0.00
YTD	0.00	(9,282.11)	(9,282.11)	4,698.98	0.00	4,698.98
<b>Unrealized</b>	<b>\$301,173.45</b>					

Values may not reflect all of your gains/losses; [REDACTED] has provided accurate gain and loss information wherever possible for most investments. Cost basis may be incomplete or unavailable for some of your holdings and may change or be adjusted in certain cases. Please login to your account at [REDACTED] for real-time gain/loss information. Statement information should not be used for tax preparation, instead refer to official tax documents. For additional information refer to Terms and Conditions.

Income Summary

Federal Tax Status	This Period		YTD	
	Tax-Exempt <sup>1</sup>	Taxable	Tax-Exempt <sup>1</sup>	Taxable
Money Funds	0.00	244.21	0.00	1,712.12
Dividends	1,369.81	8,504.66	14,558.05	23,549.27
Cash Dividends				
Total Capital Gains	0.00	0.00	0.00	59,347.91
Distributions				
<b>Total Income</b>	<b>\$1,369.81</b>	<b>\$8,748.87</b>	<b>\$14,558.05</b>	<b>\$84,609.30</b>

<sup>1</sup> Certain income in this category may qualify for state tax exemption; consult your tax advisor

U/A DTD 03/19/2014

Statement Period

December 1-31, 2023

## A Message About Your Account

**CALIFORNIA RESIDENTS**

If your total payments of interest and interest dividends on federally tax-exempt non-California municipal bonds were \$10 or greater and you or your Partnership had a California address as of 12/31, [REDACTED] will report this information to the California Franchise Tax Board each tax year, per state statute [REDACTED]

## Positions - Summary

Beginning Value as of	+	Transfer of Securities(In/Out)	+	Dividends Reinvested	+	Cash Activity	+	Change in Market Value	=	Ending Value as of 12/31	Cost Basis	Unrealized Gain/(Loss)
\$2,265,098.71		\$0.00		(\$499.55)		\$10,118.68		\$77,288.30		<b>\$2,352,006.14</b>	\$1,967,133.79	\$301,173.45

Values may not reflect all of your gains/losses; [REDACTED] has provided accurate gain and loss information wherever possible for most investments. Cost basis may be incomplete or unavailable for some of your holdings and may change or be adjusted in certain cases. Statement information should not be used for tax preparation, instead refer to official tax documents. For additional information refer to Terms and Conditions.

## Cash and Cash Investments

Type	Symbol	Description	Quantity	Price(\$)	Beginning Balance(\$)	Ending Balance(\$)	Change in Period Balance(\$)	Pending/Unsettled Cash(\$)	Interest/Yield Rate	% of Acct
Cash					1,248.32	1,370.02	121.70	0.00		<1%
Money Fund (Sweep)	SWGXX	SCHWAB GOVERNMENT MONEY	44,391.8000	1.0000	34,650.16	44,391.80	9,741.64			2%
Money Fund (Non-Sweep)	SWVXX	SCHWAB VALUE ADVANTAGE M <sup>9</sup>	37,937.0800	1.0000	37,681.74	37,937.08	255.34			2%
<b>Total Cash and Cash Investments</b>					<b>\$73,580.22</b>	<b>\$83,698.90</b>	<b>\$10,118.68</b>			<b>4%</b>

## Positions - Mutual Funds

Symbol	Description	Quantity	Price(\$)	Market Value(\$)	Cost Basis(\$)	Unrealized Gain/(Loss)(\$)	Est. Yield	Est. Annual Income(\$)	% of Acct
PRSMX	T. ROWE PRICE SUMMIT MUNICIPAL INTM INV	51,698.7980	11.45000	591,951.24	593,314.27	(1,363.03)			25%
BCAIX	BOSTON COMMON ESG IMPACT INTL	6,495.6150	31.41000	204,027.27	200,015.00	4,012.27			9%
AWIIX	CIBC ATLAS INCOME OPPORTUNITIES INSTL	6,748.2220	15.02000	101,358.29	71,219.97	30,138.32			4%
PRILX	PARNASSUS CORE EQUITY INSTITUTIONAL	20,931.7440	55.26000	1,156,688.17	886,636.78	270,051.39			49%



Statement Period  
December 1-31, 2023

## Positions - Mutual Funds (continued)

Symbol	Description	Quantity	Price(\$)	Market Value(\$)	Cost Basis(\$)	Unrealized Gain/(Loss)(\$)	Est. Yield	Est. Annual Income(\$)	% of Acct
VSMAX	VANGUARD SMALL CAP INDEX ADM	1,103.7530	103.34000	114,061.84	110,015.00	4,046.84			5%
VC MIX	VERSUS CAPITAL MULTI-MGR REAL EST INC I	1,148.1180	25.79000	29,609.96	36,093.09	(6,483.13)			1%
VCRRX	VERSUS CAPITAL REAL ASSE TS	2,543.6050	27.76000	70,610.47	69,839.68	770.79			3%
Total Mutual Funds				\$2,268,307.24	\$1,967,133.79	\$301,173.45		\$0.00	96%

Estimated Annual Income ("EAI") and Estimated Yield ("EY") calculations are for informational purposes only. The actual income and yield might be lower or higher than the estimated amounts. EY is based upon EAI and the current price of the security and will fluctuate. For certain types of securities, the calculations could include a return of principal or capital gains in which case EAI and EY would be overstated. EY and EAI are not promptly updated to reflect when an issuer has missed a regular payment or announced changes to future payments, in which case EAI and EY will continue to display at a prior rate.

## Transactions - Summary

Beginning Cash* as of 12/01	+	Deposits	+	Withdrawals	+	Purchases	+	Sales/Redemptions	+	Dividends/Interest	+	Fees	=	Ending Cash* as of 12/31
\$35,898.48		\$0.00		\$0.00		(\$255.34)		\$0.00		\$10,118.68		\$0.00		\$45,761.82

Other Activity **\$0.00**

Other activity includes transactions which don't affect the cash balance such as stock transfers, splits, etc.

\*Cash (includes any cash debit balance) held in your account plus the value of any cash invested in a sweep money fund.

## Transaction Details

Date	Category	Action	Symbol/ CUSIP	Description	Quantity	Price/Rate per Share(\$)	Charges/ Interest(\$)	Amount(\$)	Realized Gain/(Loss)(\$)
12/14	Dividend	Cash Dividend	BCAIX	BOSTON COMMON ESG IMPACT				4,734.11	
12/20	Dividend	Cash Dividend	PRILX	PARNASSUS CORE EQUITY IN				2,298.31	
	Dividend	Cash Dividend	VSMAX	VANGUARD SMALL CAP INDEX				569.54	
12/28	Dividend	Cash Dividend	AWIIX	CIBC ATLAS INCOME OPPORT				647.15	
12/29	Purchase	Reinvested Shares	SWVXX	SCHWAB VALUE ADVANTAGE M ONEY INV	255.3100	1.0000		(255.31)	
	Purchase	Reinvested Shares	SWVXX	SCHWAB VALUE ADVANTAGE M ONEY INV	0.0300	1.0000		(0.03)	

U/A DTD 03/19/2014

Statement Period

December 1-31, 2023

## Transaction Details (continued)

Date	Category	Action	Symbol/ CUSIP	Description	Quantity	Price/Rate per Share(\$)	Charges/ Interest(\$)	Amount(\$)	Realized Gain/(Loss)(\$)
12/29	Dividend	Short Term Cap Gn	SWGXX	SCHWAB GOVERNMENT MONEY				0.21	
	Dividend	Dividend Shrs L	SWGXX	SCHWAB GOVERNMENT MONEY				244.21	
	Dividend	Div For Reinvest	SWVXX	SCHWAB VALUE ADVANTAGE M				255.31	
	Dividend	Sttm Cap Gn Rein	SWVXX	SCHWAB VALUE ADVANTAGE M				0.03	
	Dividend	Cash Dividend	PRSMX	T. ROWE PRICE SUMMIT MUN				1,369.81	
<b>Total Transactions</b>								<b>\$9,863.34</b>	<b>\$0.00</b>

Date column represents the Settlement/Process date for each transaction.

## Money Market Fund (Sweep) Activity

## SCHWAB GOVERNMENT MONEY : SWGXX

Date	Description	Amount	Date	Description	Amount	Date	Description	Amount
12/01	Beginning Balance	34,650.16	12/21	Purchased	2,867.85	12/29	Dividend	244.21
12/01	Purchased	1,248.32	12/29	Purchased	647.15	12/31	Ending Balance	44,391.80
12/15	Purchased	4,734.11						

SCHWAB GOVT MMF Average Yield For The Most Recent Pay Period: 004.98%; 7-Day Yield: 5.00%.

## Endnotes For Your Account

- ◇ Dividends paid on this security will be automatically reinvested.

## Terms and Conditions

**GENERAL INFORMATION AND KEY TERMS:** This Account statement is furnished solely by [REDACTED] for your Account at [REDACTED] Account"). Unless otherwise defined herein, capitalized terms have the same meanings as in your Account Agreement. If you receive any other communication from any source other than [REDACTED] which purports to represent your holdings at [REDACTED] (including balances held at a Depository Institution) you should verify its content with this statement. **Accrued Income:** Accrued Income is the sum of the total accrued interest and/or accrued dividends on positions held in your Account, but the interest and/or dividends have not been received into your Account. [REDACTED] makes no representation that the amounts shown (or any other amount) will be received. Accrued amounts are not covered by SIPC account protection until actually received and held in the Account. **AIP (Automatic Investment Plan) Customers:** [REDACTED] receives remuneration in connection with certain transactions effected through [REDACTED]. If you participate in a systematic investment program through

[REDACTED], the additional information normally detailed on a trade confirmation will be provided upon request. **Average Daily Balance:** Average daily composite of all cash balances that earn interest and all loans from [REDACTED] that are charged interest. **Bank Sweep and Bank Sweep for Benefit Plans Features:** [REDACTED] acts as your agent and custodian in establishing and maintaining your Deposit Account(s) as a feature of your brokerage Account(s). Deposit accounts held through these bank sweep features constitute direct obligations of one or more FDIC insured banks ("Program Banks") that are not obligations of [REDACTED]. Funds swept to Program Banks are eligible for deposit insurance from the FDIC up to the applicable limits for each bank for funds held in the same insurable capacity. The balance in the Deposit Accounts can be withdrawn on your order and the proceeds returned to your brokerage Account or remitted to you as provided in your Account Agreement. For information on FDIC insurance and its limits, as well as other important disclosures about the bank sweep feature(s) in your Account(s), please refer to the Cash Features



U/A DTD 03/19/2014

Statement Period

December 1-31, 2023

## Terms and Conditions (continued)

Disclosure Statement available online or from a [REDACTED] representative. **Cash:** Any Free Credit Balance owed by us to you payable upon demand which, although accounted for on our books of record, is not segregated and may be used in the conduct of this firm's business. **Dividend Reinvestment Customers:** Dividend reinvestment transactions were effected by [REDACTED] acting as a principal for its own account, except for the reinvestment of [REDACTED] dividends, for which an independent broker-dealer acted as the buying agent. Further information on these transactions will be furnished upon written request. **Gain (or Loss):** Unrealized Gain or (Loss) and Realized Gain or (Loss) sections ("Gain/Loss Section(s)") contain a gain or a loss summary of your Account. This information has been provided on this statement at the request of your Advisor, if applicable. This information is not a solicitation or a recommendation to buy or sell. [REDACTED] does not provide tax advice and encourages you to consult with your tax professional. Please view the Cost Basis Disclosure Statement for additional information on how gain (or loss) is calculated and how [REDACTED] reports adjusted cost basis information to the IRS. **Interest:** For the [REDACTED] One Interest, Bank Sweep, and Bank Sweep for Benefit Plans features, interest is paid for a period that may differ from the Statement Period. Balances include interest paid as indicated on your statement by [REDACTED] or one or more of its Program Banks. These balances do not include interest that may have accrued during the Statement Period after interest is paid. The interest paid may include interest that accrued in the prior Statement Period. For the [REDACTED] One Interest feature, interest accrues daily from the second-to-last business day of the prior month and is posted on the second-to-last business day of the current month. For the Bank Sweep and Bank Sweep for Benefit Plans features, interest accrues daily from the 16th day of the prior month and is credited/posted on the first business day after the 15th of the current month. If, on any given day, the interest that [REDACTED] calculates for the Free Credit Balances in the [REDACTED] One Interest feature in your brokerage Account is less than \$.005, you will not accrue any interest on that day. For balances held at banks affiliated with [REDACTED] in the Bank Sweep and Bank Sweep for Benefit Plans features, interest will accrue even if the amount is less than \$.005. **Margin Account Customers:** This is a combined statement of your margin account and special memorandum account maintained for you under Section 220.5 of Regulation T issued by the Board of Governors of the Federal Reserve System. The permanent record of the separate account as required by Regulation T is available for your inspection. Securities purchased on margin are [REDACTED] collateral for the loan to you. It is important that you fully understand the risks involved in trading securities on margin. These risks include: 1) You can lose more funds than you deposit in the margin account; 2) [REDACTED] can force the sale of securities or other assets in any of your account(s) to maintain the required account equity without contacting you; 3) You are not entitled to choose which assets are liquidated nor are you entitled to an extension of time on a margin call; 4) [REDACTED] can increase its "house" maintenance margin requirements at any time without advance written notice to you. **Market Price:** The most recent price evaluation available to [REDACTED] on the last business day of the report period, normally the last trade price or bid as of market close. Unpriced securities denote that no market evaluation update is currently available. Price evaluations are obtained from outside parties. [REDACTED] shall have no responsibility for the accuracy or timeliness of any such valuations. Assets Not Held at [REDACTED] are not held in your Account or covered by the Account's SIPC account protection and are not otherwise in [REDACTED] custody and are being provided as a courtesy to you. Information on Assets Not Held at [REDACTED], including but not limited to valuations, is reported solely based on information you provide to [REDACTED]. [REDACTED] can neither validate nor certify the existence of Assets Not Held at [REDACTED] or the accuracy, completeness or timeliness of the information about Assets Not Held at [REDACTED], whether provided by you or otherwise. Descriptions of Assets Not Held at [REDACTED] may be abbreviated or truncated. Some securities, especially thinly traded equities in the OTC market or foreign markets, may not report the most current price and are indicated as Stale Priced. Certain Limited Partnerships (direct participation programs) and unlisted Real Estate Investment Trust (REIT) securities, for which you may see a value on your monthly Account statement that reflects the issuer's appraised estimated value, are not listed on a national securities exchange, and are generally illiquid. Even if you are able to sell such securities, the price

received may be less than the per share appraised estimated value provided in the account statement. **Market Value:** The Market Value is computed by multiplying the Market Price by the Quantity of Shares. This is the dollar value of your present holdings in your specified [REDACTED] Account or a summary of the Market Value summed over multiple accounts. **Non-Publicly Traded Securities:** All assets shown on this statement, other than certain direct investments which may be held by a third party, are held in your Account. Values of certain Non-Publicly Traded Securities may be furnished by a third party as provided by [REDACTED]'s Account Agreement. [REDACTED] shall have no responsibility for the accuracy or timeliness of such valuations. The Securities Investor Protection Corporation (SIPC) does not cover many limited partnership interests. **[REDACTED] Sweep Money Funds:** Includes the primary money market funds into which Free Credit Balances may be automatically invested pursuant to your Account Agreement. [REDACTED] or an affiliate acts and receives compensation as the Investment Advisor, Shareholder Service Agent and Distributor for the [REDACTED] Sweep Money Funds. The amount of such compensation is disclosed in the prospectus. The yield information for [REDACTED] Sweep Money Funds is the current 7-day yield as of the statement period. Yields vary. If on any given day, the accrued daily dividend for your selected sweep money fund as calculated for your account is less than 1/2 of 1 cent (\$.005), your account will not earn a dividend for that day. In addition, if you do not accrue at least 1 daily dividend of \$.01 during a pay period, you will not receive a money market dividend for that period. [REDACTED] Sweep Money Funds investment advisor may be voluntarily reducing a portion of a [REDACTED] Sweep Money Fund's expenses. Without these reductions, yields would have been lower. **Securities Products and Services:** Securities products and services are offered by [REDACTED], Member SIPC. Securities products and services, including unswept intraday funds and net credit balances held in brokerage accounts are not deposits or other obligations of, or guaranteed by, any bank, are not FDIC insured, and are subject to investment risk and may lose value. SIPC does not cover balances held at Program Banks in the Bank Sweep and Bank Sweep for Benefit Plans features. Please see your Cash Feature Disclosure Statement for more information on insurance coverage. **Yield to Maturity:** This is the actual average annual return on a note if held to maturity. **IN CASE OF ERRORS OR DISCREPANCIES:** If you find an error or discrepancy relating to your brokerage activity (other than an electronic fund transfer) you must notify us promptly, but no later than 10 days after this statement is sent or made available to you. If this statement shows that we have mailed or delivered security certificate(s) that you have not received, notify [REDACTED] immediately. You may call us at 800-435-4000. (Outside the U.S., call +1-415-667-8400.) If you're a client of an independent investment advisor, call us at 800-515-2157. Any oral communications should be re-confirmed in writing to further protect your rights, including rights under the Securities Investor Protection Act (SIPA). If you do not so notify us, you agree that the statement activity and Account balance are correct for all purposes with respect to those brokerage transactions. **IN CASE OF COMPLAINTS:** If you have a complaint regarding your [REDACTED] statement, products or services, please write to Client Service & Support at [REDACTED] O. Box 982603 El Paso, TX 79998-2603, or call customer service at 800-435-4000. (Outside the U.S., call +1-415-667-8400.) If you're a client of an independent investment advisor, call us at 800-515-2157. **Address Changes:** If you fail to notify [REDACTED] in writing of any change of address or phone number, you may not receive important notifications about your Account, and trading or other restrictions might be placed on your Account. **Additional Information:** We are required by law to report to the Internal Revenue Service adjusted cost basis information (if applicable), certain payments to you and credits to your Account during the calendar year. Retain this statement for income tax purposes. A financial statement for your inspection is available [REDACTED] offices or a copy will be mailed to you upon written request. Any third-party trademarks appearing herein are the property of their respective owners. [REDACTED] e but affiliated companies and subsidiaries of the [REDACTED]. © 2023 [REDACTED]. All rights reserved. Member SIPC. [REDACTED] (0822-20UL)



Statement Period

December 1-31, 2023

██████████ Institutional is a division of ██████████, and provides back office brokerage and related services to independent investment advisors and retirement plan providers. ██████████ is a registered broker-dealer and is not affiliated with your Investment Advisor whose name appears on this statement ("Advisors") except in the case of ██████████ Investment Advisory, Inc. ██████████ Wealth Investment Advisory, Inc. ██████████, or an affiliated company that may act as the investment advisor on a fund. ██████████ neither endorses nor recommends any particular Advisor or its investment strategy and has no responsibility to monitor trading by any Advisor in your Account. ██████████ has not verified any statement accompanying any Advisor's logo appearing on this statement. Not all of these products and services may benefit your Account, and ██████████ may provide them to Advisors on the Advisor's commitment to place a certain amount of its clients' assets in brokerage accounts at ██████████ within a certain period of time. This commitment could influence an Advisor's recommendation or requirement that its clients establish brokerage accounts at ██████████. For questions about this statement, or if there is a change in your financial situation, investment objectives, or risk profile, please contact your Independent Investment Manager and/or Advisor.



OPEN THE  
BOOKS™

Every Dime. Online. In Real Time.



*This page intentionally left blank.*

OPEN THE  
BOOKS™

Every Dime. Online. In Real Time.



# **Anthony Fauci Transactions History Revocable Trust**



## History

Updated: 03:43:22 PM ET, 05/25/2024



Living Trust

...

Transactions

Realized Gain / Loss

Date range

Previous Year




Symbol (Optional)



Search

Filter by Transaction Types



OPEN THE  
BOOKS™  
Contact your advisor  
\*Not affiliated with [REDACTED]  
Every Day. Online. In Real Time.

Transactions found from 01/01/2023 to 12/31/2023

Don't see it here? [Go to Statements](#)

Date	Action	Symbol / Description	Quantity	Price	Fees & Comm	Amount
12/29/2023	Cash Dividend	SWVXX SCHWAB VALUE ADVANTAGE MONEY INV				\$1,016.23
12/29/2023	Cash Dividend	PRSMX T. ROWE PRICE SUMMIT MUNICIPAL INTM INV				\$3,858.82
12/29/2023	Cash Dividend	JEPIX JPMORGAN EQUITY				\$1,177.64

SnapTicket®

PREMIUM INCOME I					
12/29/2023	Cash Dividend	SWGXX SCHWAB GOVERNMENT MONEY	4,965.32		
12/29/2023	Short Term Cap Gain	SWGXX SCHWAB GOVERNMENT MONEY			\$4.96
12/29/2023	Reinvest Shares	SWVXX SCHWAB VALUE ADVANTAGE MONEY INV	0.13	\$1.00	-\$0.13
12/29/2023	Short Term Cap Gain Reinvest	SWVXX SCHWAB VALUE ADVANTAGE MONEY INV			\$0.13
12/29/2023	Buy <a href="#">Trade Details</a>	SWGXX SCHWAB GOVERNMENT MONEY	34,068.28	\$1.00	-\$34,068.28
12/28/2023	Cash Dividend	AWIIX CIBC ATLAS INCOME OPPORTUNITIES INSTL			\$2,679.47
12/28/2023	Cash Dividend	AWWIX CIBC ATLAS INTERNATIONAL GROWTH INSTL			\$7,286.81
12/28/2023	Cash Dividend	AWEIX CIBC ATLAS DISCIPLINED EQUITY INSTL			\$24,102.00
12/21/2023	Long Term Cap Gain Reinvest	AWMIX CIBC ATLAS MID CAP EQUITY INSTITUTIONAL			\$24,820.28
12/21/2023	Long Term Cap Gain Reinvest	AWEIX CIBC ATLAS DISCIPLINED			\$100,862.50



## EQUITY INSTL

12/21/2023	Reinvest Shares	AWMIX CIBC ATLAS MID CAP EQUITY INSTITUTIONAL	1,336.579	\$18.57	-\$24,820.28
12/21/2023	Reinvest Shares	AWEIX CIBC ATLAS DISCIPLINED EQUITY INSTL	3,624.236	\$27.83	-\$100,862.50
12/21/2023	Buy <a href="#">Trade Details</a>	SWGXX SCHWAB GOVERNMENT MONEY	7,102.71	\$1.00	-\$7,102.71
12/20/2023	Cash Dividend	FLMVX JPMORGAN MID CAP VALUE L			\$7,102.71
12/19/2023	Short Term Cap Gain Reinvest	JCCIX JHANCOCK SMALL CAP CORE I			\$2,479.74
12/19/2023	Reinvest Dividend	JCCIX JHANCOCK SMALL CAP CORE I			\$515.18
12/19/2023	Reinvest Shares	JCCIX JHANCOCK SMALL CAP CORE I	159.06	\$15.59	-\$2,479.74
12/19/2023	Reinvest Shares	JCCIX JHANCOCK SMALL CAP CORE I	33.046	\$15.59	-\$515.18
12/13/2023	Long Term Cap Gain Reinvest	FLMVX JPMORGAN MID CAP VALUE L			\$24,440.14
12/13/2023	Reinvest Shares	FLMVX JPMORGAN MID CAP VALUE L	684.214	\$35.72	-\$24,440.14
12/13/2023	Buy <a href="#">Trade Details</a>	SWGXX SCHWAB GOVERNMENT	338,957.55	\$1.00	-\$338,957.55

MONEY						
12/12/2023	Sell <a href="#">Trade Details</a>	VSMAX VANGUARD SMALL CAP INDEX ADM	3,511.941	\$96.52	\$15.00	\$338,957.55
12/12/2023	Sell <a href="#">Trade Details</a>	SWGXX SCHWAB GOVERNMENT MONEY	340,000	\$1.00		\$340,000.00
12/11/2023	Buy <a href="#">Trade Details</a>	JCCIX JHANCOCK SMALL CAP CORE I	23,112.509	\$14.71	\$15.00	-\$340,000.00
12/01/2023	Buy <a href="#">Trade Details</a>	SWGXX SCHWAB GOVERNMENT MONEY	704,903.38	\$1.00		-\$704,903.38
11/30/2023	Cash Dividend	PRSMX T. ROWE PRICE SUMMIT MUNICIPAL INTM INV				\$3,516.63
11/30/2023	Cash Dividend	JEPIX JPMORGAN EQUITY PREMIUM INCOME I				\$1,386.75
11/30/2023	Funds Received <a href="#">Details</a>	FUNDS RECEIVED				\$700,000.00
11/16/2023 as of 11/15/2023	Cash Dividend	SWGXX SCHWAB GOVERNMENT MONEY	1,177.8			
11/16/2023	Buy <a href="#">Trade Details</a>	SWGXX SCHWAB GOVERNMENT MONEY	647.14	\$1.00		-\$647.14
11/15/2023	Cash Dividend	SWVXX SCHWAB VALUE ADVANTAGE MONEY INV				\$647.14

©

11/14/2023	Sell <a href="#">Trade Details</a>	SWGXX SCHWAB GOVERNMENT MONEY	11,498.23	\$1.00	\$11,498.23	
11/13/2023	Advisor Fee	TO ADVISOR			-\$11,498.23	
11/09/2023	Buy <a href="#">Trade Details</a>	SWGXX SCHWAB GOVERNMENT MONEY	1,286.51	\$1.00	-\$1,286.51	
11/08/2023	Cash Dividend	VCRRX VERSUS CAPITAL REAL ASSETS			\$1,286.51	
11/01/2023	Buy <a href="#">Trade Details</a>	SWGXX SCHWAB GOVERNMENT MONEY	4,710.87	\$1.00	-\$4,710.87	
10/31/2023	Cash Dividend	PRSMX T. ROWE PRICE SUMMIT MUNICIPAL INTM INV			\$3,461.10	
10/31/2023	Cash Dividend	JEPIX JPMORGAN EQUITY PREMIUM INCOME I			\$1,249.77	
10/31/2023	Buy <a href="#">Trade Details</a>	SWGXX SCHWAB GOVERNMENT MONEY	31,040.79	\$1.00	-\$31,040.79	
10/30/2023 as of 10/27/2023	Sell <a href="#">Trade Details</a>	VCMIX VERSUS CAPITAL MULTI- MGR REAL EST INC I	1,198.14	\$25.92	\$15.00	\$31,040.79
10/19/2023	Buy <a href="#">Trade Details</a>	SWGXX SCHWAB GOVERNMENT MONEY	1,143.6	\$1.00	-\$1,143.60	





10/18/2023	Cash Dividend	VC MIX VERSUS CAPITAL MULTI- MGR REAL EST INC I			\$1,143.60
10/17/2023	Buy <a href="#">Trade Details</a>	SWGXX SCHWAB GOVERNMENT MONEY	624.37	\$1.00	-\$624.37
10/17/2023 as of 10/16/2023	Cash Dividend	SWGXX SCHWAB GOVERNMENT MONEY	755.25		
10/16/2023	Cash Dividend	SWVXX SCHWAB VALUE ADVANTAGE MONEY INV			\$624.37
10/03/2023	Buy <a href="#">Trade Details</a>	SWGXX SCHWAB GOVERNMENT MONEY	81.46	\$1.00	-\$81.46
10/02/2023	GSP Adjust	GS DIV ... [REDACTED]			\$81.46
10/02/2023	Buy <a href="#">Trade Details</a>	SWGXX SCHWAB GOVERNMENT MONEY	154,740.42	\$1.00	-\$154,740.42
09/29/2023	Cash Dividend	PRSMX T. ROWE PRICE SUMMIT MUNICIPAL INTM INV			\$3,529.84
09/29/2023	Cash Dividend	JEPIX JPMORGAN EQUITY PREMIUM INCOME I			\$1,210.58
09/29/2023 as of 09/27/2023	Funds Received <a href="#">Details</a>	FUNDS RECEIVED			\$150,000.00

09/29/2023	Buy <a href="#">Trade Details</a>	SWGXX SCHWAB GOVERNMENT MONEY	2,405.65	\$1.00	-\$2,405.65
09/28/2023	Cash Dividend	AWIIX CIBC ATLAS INCOME OPPORTUNITIES INSTL			\$2,405.65
09/21/2023	Buy <a href="#">Trade Details</a>	SWGXX SCHWAB GOVERNMENT MONEY	1,237.26	\$1.00	-\$1,237.26
09/20/2023	Cash Dividend	VSMAX VANGUARD SMALL CAP INDEX ADM			\$1,237.26
09/18/2023 as of 09/15/2023	Cash Dividend	SWGXX SCHWAB GOVERNMENT MONEY	383		
09/18/2023	Buy <a href="#">Trade Details</a>	SWGXX SCHWAB GOVERNMENT MONEY	708.6	\$1.00	-\$708.60
09/15/2023	Cash Dividend	SWVXX SCHWAB VALUE ADVANTAGE MONEY INV			\$708.60
09/11/2023	Buy <a href="#">Trade Details</a>	SWGXX SCHWAB GOVERNMENT MONEY	25,288.66	\$1.00	-\$25,288.66
09/08/2023	Journal	J7NORMAL [REDACTED]			\$25,288.66
09/01/2023	Buy <a href="#">Trade Details</a>	SWGXX SCHWAB GOVERNMENT MONEY	4,675.25	\$1.00	-\$4,675.25
08/31/2023	Cash Dividend	PRSMX T. ROWE PRICE SUMMIT			\$3,482.70

MUNICIPAL INTM INV						
08/31/2023	Cash Dividend	JEPIX JPMORGAN EQUITY PREMIUM INCOME I				\$1,192.55
08/17/2023	Buy <a href="#">Trade Details</a>	SWGXX SCHWAB GOVERNMENT MONEY	1,286.51	\$1.00		-\$1,286.51
08/16/2023	Cash Dividend	VCRRX VERSUS CAPITAL REAL ASSETS				\$1,286.51
08/16/2023 as of 08/15/2023	Cash Dividend	SWGXX SCHWAB GOVERNMENT MONEY	560.53			
08/16/2023	Sell <a href="#">Trade Details</a>	SWGXX SCHWAB GOVERNMENT MONEY	8,467.4	\$1.00		\$8,467.40
08/15/2023	Cash Dividend	SWVXX SCHWAB VALUE ADVANTAGE MONEY INV				\$920.65
08/15/2023	Advisor Fee	TO ADVISOR				-\$9,388.05
08/08/2023	Buy <a href="#">Trade Details</a>	SWGXX SCHWAB GOVERNMENT MONEY	21,948	\$1.00		-\$21,948.00
08/07/2023	Journal	JOURNAL FRM [REDACTED]				\$21,948.00
08/02/2023	Sell <a href="#">Trade Details</a>	SWGXX SCHWAB GOVERNMENT MONEY	200,015	\$1.00		\$200,015.00
08/01/2023	Sell <a href="#">Trade Details</a>	SWVXX SCHWAB VALUE ADVANTAGE	150,000	\$1.00		\$150,000.00



MONEY INV						
08/01/2023	Buy <a href="#">Trade Details</a>	VSMAX VANGUARD SMALL CAP INDEX ADM	3,511.941	\$99.66	\$15.00	-\$350,015.00
08/01/2023	Buy <a href="#">Trade Details</a>	SWGXX SCHWAB GOVERNMENT MONEY	53,364.91	\$1.00		-\$53,364.91
07/31/2023	Cash Dividend	PRSMX T. ROWE PRICE SUMMIT MUNICIPAL INTM INV				\$3,240.59
07/31/2023	Cash Dividend	JEPIX JPMORGAN EQUITY PREMIUM INCOME I				\$1,079.19
07/31/2023 as of 07/28/2023	Sell <a href="#">Trade Details</a>	VCMIX VERSUS CAPITAL MULTI- MGR REAL EST INC I	1,809.669	\$27.11	\$15.00	\$49,045.13
07/20/2023	Buy <a href="#">Trade Details</a>	SWGXX SCHWAB GOVERNMENT MONEY	1,676.2	\$1.00		-\$1,676.20
07/19/2023	Cash Dividend	VCMIX VERSUS CAPITAL MULTI- MGR REAL EST INC I				\$1,676.20
07/18/2023 as of 07/17/2023	Cash Dividend	SWGXX SCHWAB GOVERNMENT MONEY	773.35			
07/18/2023	Buy <a href="#">Trade Details</a>	SWGXX SCHWAB GOVERNMENT MONEY	1,300.87	\$1.00		-\$1,300.87

07/17/2023	Cash Dividend	SWVXX SCHWAB VALUE ADVANTAGE MONEY INV				\$1,300.87
07/06/2023	Buy <a href="#">Trade Details</a>	SWGXX SCHWAB GOVERNMENT MONEY	21,948	\$1.00		-\$21,948.00
07/05/2023	Journal	JOURNAL FRM [REDACTED]				\$21,948.00
07/03/2023	Buy <a href="#">Trade Details</a>	SWGXX SCHWAB GOVERNMENT MONEY	4,815.51	\$1.00		-\$4,815.51
06/30/2023	Cash Dividend	PRSMX T. ROWE PRICE SUMMIT MUNICIPAL INTM INV				\$3,566.16
06/30/2023	Cash Dividend	JEPIX JPMORGAN EQUITY PREMIUM INCOME I				\$1,249.35
06/30/2023	Buy <a href="#">Trade Details</a>	SWGXX SCHWAB GOVERNMENT MONEY	2,131.84	\$1.00		-\$2,131.84
06/29/2023	Cash Dividend	AWIIX CIBC ATLAS INCOME OPPORTUNITIES INSTL				\$2,131.84
06/16/2023 as of 06/15/2023	Cash Dividend	SWGXX SCHWAB GOVERNMENT MONEY	230.51			
06/16/2023	Buy <a href="#">Trade Details</a>	SWGXX SCHWAB GOVERNMENT MONEY	101,252.95	\$1.00		-\$101,252.95

06/15/2023	Cash Dividend	SWVXX SCHWAB VALUE ADVANTAGE MONEY INV			\$1,252.95
06/15/2023	Funds Received <a href="#">Details</a>	FUNDS RECEIVED			\$100,000.00
06/06/2023	Buy <a href="#">Trade Details</a>	SWGXX SCHWAB GOVERNMENT MONEY	21,948	\$1.00	-\$21,948.00
06/05/2023	Journal	JOURNAL FRM ██████████			\$21,948.00
06/01/2023	Buy <a href="#">Trade Details</a>	SWGXX SCHWAB GOVERNMENT MONEY	4,780.45	\$1.00	-\$4,780.45
05/31/2023	Cash Dividend	PRSMX T. ROWE PRICE SUMMIT MUNICIPAL INTM INV			\$3,412.07
05/31/2023	Cash Dividend	JEPIX JPMORGAN EQUITY PREMIUM INCOME I			\$1,368.38
05/18/2023	Sell <a href="#">Trade Details</a>	SWGXX SCHWAB GOVERNMENT MONEY	7,301.02	\$1.00	\$7,301.02
05/17/2023	Advisor Fee	TO ADVISOR			-\$7,301.02
05/16/2023 as of 05/15/2023	Cash Dividend	SWGXX SCHWAB GOVERNMENT MONEY	572.29		
05/16/2023	Buy <a href="#">Trade Details</a>	SWGXX SCHWAB GOVERNMENT MONEY	442.51	\$1.00	-\$442.51





05/15/2023	Cash Dividend	SWVXX SCHWAB VALUE ADVANTAGE MONEY INV			\$442.51
05/11/2023	Buy <a href="#">Trade Details</a>	SWGXX SCHWAB GOVERNMENT MONEY	1,286.51	\$1.00	-\$1,286.51
05/10/2023	Cash Dividend	VCRRX VERSUS CAPITAL REAL ASSETS			\$1,286.51
05/08/2023	Buy <a href="#">Trade Details</a>	SWGXX SCHWAB GOVERNMENT MONEY	21,948	\$1.00	-\$21,948.00
05/05/2023	Journal	JOURNAL FRM [REDACTED]			\$21,948.00
05/05/2023	Sell <a href="#">Trade Details</a>	SWGXX SCHWAB GOVERNMENT MONEY	300,000	\$1.00	\$300,000.00
05/04/2023	Buy <a href="#">Trade Details</a>	SWVXX SCHWAB VALUE ADVANTAGE MONEY INV	300,000	\$1.00	-\$300,000.00
05/02/2023	Buy <a href="#">Trade Details</a>	SWGXX SCHWAB GOVERNMENT MONEY	100,000	\$1.00	-\$100,000.00
05/01/2023	Funds Received <a href="#">Details</a>	FUNDS RECEIVED			\$100,000.00
05/01/2023	Buy <a href="#">Trade Details</a>	SWGXX SCHWAB GOVERNMENT MONEY	4,592.09	\$1.00	-\$4,592.09
04/28/2023	Cash Dividend	PRSMX T. ROWE PRICE SUMMIT			\$3,119.64



		MUNICIPAL INTM INV			
04/28/2023	Cash Dividend	JEPIX JPMORGAN EQUITY PREMIUM INCOME I			\$1,472.45
04/20/2023	Buy <a href="#">Trade Details</a>	SWGXX SCHWAB GOVERNMENT MONEY	1,676.2	\$1.00	-\$1,676.20
04/19/2023	Cash Dividend	VCMIX VERSUS CAPITAL MULTI- MGR REAL EST INC I			\$1,676.20
04/18/2023 as of 04/17/2023	Cash Dividend	SWGXX SCHWAB GOVERNMENT MONEY	406.71		
04/14/2023	Buy <a href="#">Trade Details</a>	SWGXX SCHWAB GOVERNMENT MONEY	100,000	\$1.00	-\$100,000.00
04/13/2023	Funds Received <a href="#">Details</a>	FUNDS RECEIVED			\$100,000.00
04/06/2023	Buy <a href="#">Trade Details</a>	SWGXX SCHWAB GOVERNMENT MONEY	21,948	\$1.00	-\$21,948.00
04/05/2023	Journal	JOURNAL FRM [REDACTED]			\$21,948.00
04/03/2023	Buy <a href="#">Trade Details</a>	SWGXX SCHWAB GOVERNMENT MONEY	5,357.33	\$1.00	-\$5,357.33
03/31/2023	Cash Dividend	PRSMX T. ROWE PRICE SUMMIT MUNICIPAL INTM INV			\$3,688.51

03/31/2023	Cash Dividend	JEPIX JPMORGAN EQUITY PREMIUM INCOME I	\$1,668.82		
03/31/2023	Buy <a href="#">Trade Details</a>	SWGXX SCHWAB GOVERNMENT MONEY	2,319.04	\$1.00	-\$2,319.04
03/30/2023	Cash Dividend	AWIIX CIBC ATLAS INCOME OPPORTUNITIES INSTL	\$2,319.04		
03/24/2023	Buy <a href="#">Trade Details</a>	SWGXX SCHWAB GOVERNMENT MONEY	65,844	\$1.00	-\$65,844.00
03/23/2023	Journal	JOURNAL FRM [REDACTED]	\$65,844.00		
03/16/2023 as of 03/15/2023	Cash Dividend	SWGXX SCHWAB GOVERNMENT MONEY	95.51		
03/01/2023	Buy <a href="#">Trade Details</a>	SWGXX SCHWAB GOVERNMENT MONEY	4,479.15	\$1.00	-\$4,479.15
02/28/2023	Cash Dividend	PRSMX T. ROWE PRICE SUMMIT MUNICIPAL INTM INV	\$2,949.90		
02/28/2023	Cash Dividend	JEPIX JPMORGAN EQUITY PREMIUM INCOME I	\$1,529.25		
02/28/2023	Sell <a href="#">Trade Details</a>	SWGXX SCHWAB GOVERNMENT MONEY	7,684.69	\$1.00	\$7,684.69



02/27/2023	Advisor Fee	TO ADVISOR				-\$7,684.69
02/16/2023 as of 02/15/2023	Cash Dividend	SWGXX SCHWAB GOVERNMENT MONEY	290.2			
02/16/2023	Buy <a href="#">Trade Details</a>	SWGXX SCHWAB GOVERNMENT MONEY	1,286.51	\$1.00		-\$1,286.51
02/15/2023	Cash Dividend	VCRRX VERSUS CAPITAL REAL ASSETS				\$1,286.51
02/01/2023	Sell <a href="#">Trade Details</a>	SWGXX SCHWAB GOVERNMENT MONEY	95,037.52	\$1.00		\$95,037.52
01/31/2023	Cash Dividend	PRSMX T. ROWE PRICE SUMMIT MUNICIPAL INTM INV				\$3,185.31
01/31/2023	Cash Dividend	JEPIX JPMORGAN EQUITY PREMIUM INCOME I				\$1,777.17
01/31/2023	Wire Sent <a href="#">Wire Details</a>	WIRED FUNDS DISBURSED				-\$100,000.00
01/20/2023	Sell <a href="#">Trade Details</a>	SWGXX SCHWAB GOVERNMENT MONEY	256,417.01	\$1.00		\$256,417.01
01/19/2023	Sell <a href="#">Trade Details</a>	VIMAX VANGUARD MID CAP INDEX ADMIRAL	1,884.659	\$259.02	\$15.00	\$488,149.37
01/19/2023	Buy <a href="#">Trade Details</a>	AWWIX CIBC ATLAS INTERNATIONAL GROWTH INSTL	51,063.83	\$11.75	\$15.00	-\$600,015.00

01/19/2023	Buy	FLMVX	14,253.136	\$35.08	\$15.00	-\$500,015.00
	<a href="#">Trade Details</a>	JPMORGAN MID CAP VALUE L				
01/19/2023	Sell	VSMAX	3,880.771	\$91.60	\$15.00	\$355,463.62
	<a href="#">Trade Details</a>	VANGUARD SMALL CAP INDEX ADM				
01/19/2023	Buy	SWGXX	1,800.36	\$1.00		-\$1,800.36
	<a href="#">Trade Details</a>	SCHWAB GOVERNMENT MONEY				
01/18/2023	Cash Dividend	VC MIX				\$1,800.36
		VERSUS CAPITAL MULTI- MGR REAL EST INC I				
01/18/2023 as of 01/17/2023	Cash Dividend	SWGXX	596.56			
		SCHWAB GOVERNMENT MONEY				
01/03/2023 as of 12/30/2022	Cash Dividend	SWGXX	2,854.96			
		SCHWAB GOVERNMENT MONEY				
01/03/2023	Buy	SWGXX	4,756.62	\$1.00		-\$4,756.62
	<a href="#">Trade Details</a>	SCHWAB GOVERNMENT MONEY				

Page Total: \$1,301.03

Cash Dividend 12/29/2023  
 SWVXX  
 SCHWAB VALUE ADVANTAGE MONEY INV  
 \$1,016.23 amount

Cash Dividend 12/29/2023  
 PRSMX  
 T. ROWE PRICE SUMMIT MUNICIPAL INTM INV  
 \$3,858.82 amount

Cash Dividend	12/29/2023
JEPIX	
JPMORGAN EQUITY PREMIUM INCOME I	
\$1,177.64 amount	
Cash Dividend	12/29/2023
SWGXX	
SCHWAB GOVERNMENT MONEY	
4,965.32 quantity	
Short Term Cap Gain	12/29/2023
SWGXX	
SCHWAB GOVERNMENT MONEY	
\$4.96 amount	
Reinvest Shares	12/29/2023
SWVXX	
SCHWAB VALUE ADVANTAGE MONEY INV	
0.13 quantity	
\$1.00 price	
-\$0.13 amount	
Short Term Cap Gain Reinvest	12/29/2023 <sup>Ⓢ</sup>
SWVXX	
SCHWAB VALUE ADVANTAGE MONEY INV	
\$0.13 amount	
Buy	12/29/2023
<a href="#">Trade Details</a>	
SWGXX	
SCHWAB GOVERNMENT MONEY	
34,068.28 quantity	
\$1.00 price	
-\$34,068.28 amount	



Cash Dividend	12/28/2023
AWIIX	
CIBC ATLAS INCOME OPPORTUNITIES INSTL	
\$2,679.47 amount	
Cash Dividend	12/28/2023
AWWIX	
CIBC ATLAS INTERNATIONAL GROWTH INSTL	
\$7,286.81 amount	
Cash Dividend	12/28/2023
AWEIX	
CIBC ATLAS DISCIPLINED EQUITY INSTL	
\$24,102.00 amount	
Long Term Cap Gain Reinvest	12/21/2023
AWMIX	
CIBC ATLAS MID CAP EQUITY INSTITUTIONAL	
\$24,820.28 amount	
Long Term Cap Gain Reinvest	12/21/2023
AWEIX	
CIBC ATLAS DISCIPLINED EQUITY INSTL	
\$100,862.50 amount	
Reinvest Shares	12/21/2023
AWMIX	
CIBC ATLAS MID CAP EQUITY INSTITUTIONAL	
1,336.579 quantity	
\$18.57 price	
-\$24,820.28 amount	
Reinvest Shares	12/21/2023
AWEIX	
CIBC ATLAS DISCIPLINED EQUITY INSTL	



3,624.236 quantity  
\$27.83 price  
-\$100,862.50 amount

---

Buy

12/21/2023

[Trade Details](#)

SWGXX

SCHWAB GOVERNMENT MONEY

7,102.71 quantity  
\$1.00 price  
-\$7,102.71 amount

---

Cash Dividend

12/20/2023

FLMVX

JPMORGAN MID CAP VALUE L

\$7,102.71 amount

---

Short Term Cap Gain Reinvest

12/19/2023

JCCIX

JHANCOCK SMALL CAP CORE I

\$2,479.74 amount

---

Reinvest Dividend

12/19/2023 ⓘ

JCCIX

JHANCOCK SMALL CAP CORE I

\$515.18 amount

---

Reinvest Shares

12/19/2023

JCCIX

JHANCOCK SMALL CAP CORE I

159.06 quantity  
\$15.59 price  
-\$2,479.74 amount

---

Reinvest Shares

12/19/2023

JCCIX

JHANCOCK SMALL CAP CORE I

33.046 quantity

\$15.59 price

-\$515.18 amount

Long Term Cap Gain Reinvest

12/13/2023

FLMVX

JPMORGAN MID CAP VALUE L

\$24,440.14 amount

Reinvest Shares

12/13/2023

FLMVX

JPMORGAN MID CAP VALUE L

684.214 quantity

\$35.72 price

-\$24,440.14 amount

Buy

12/13/2023

[Trade Details](#)

SWGXX

SCHWAB GOVERNMENT MONEY

338,957.55 quantity

\$1.00 price

-\$338,957.55 amount

Sell

12/12/2023

[Trade Details](#)

VSMAX

VANGUARD SMALL CAP INDEX ADM

3,511.941 quantity

\$96.52 price

\$15.00 fees &amp; commissions

\$338,957.55 amount

Sell

12/12/2023

[Trade Details](#)



SWGXX

SCHWAB GOVERNMENT MONEY

340,000 quantity

\$1.00 price

\$340,000.00 amount

Buy

12/11/2023

[Trade Details](#)

JCCIX

JHANCOCK SMALL CAP CORE I

23,112.509 quantity

\$14.71 price

\$15.00 fees &amp; commissions

-\$340,000.00 amount

Buy

12/01/2023

[Trade Details](#)

SWGXX

SCHWAB GOVERNMENT MONEY

704,903.38 quantity

\$1.00 price

-\$704,903.38 amount



OPEN THE  
BOOKS™  
Every Time. Online. In Real Time.

Cash Dividend

11/30/2023

PRSMX

T. ROWE PRICE SUMMIT MUNICIPAL INTM INV

\$3,516.63 amount

Cash Dividend

11/30/2023

JEPIX

JPMORGAN EQUITY PREMIUM INCOME I

\$1,386.75 amount

Funds Received

11/30/2023

[Details](#)

FUNDS RECEIVED

\$700,000.00 amount

---

Cash Dividend

11/16/2023 as of 11/15/2023

SWGXX

SCHWAB GOVERNMENT MONEY

1,177.8 quantity

---

Buy

11/16/2023

[Trade Details](#)

SWGXX

SCHWAB GOVERNMENT MONEY

647.14 quantity

\$1.00 price

-\$647.14 amount

---

Cash Dividend

11/15/2023

SWVXX

SCHWAB VALUE ADVANTAGE MONEY INV

\$647.14 amount

---

Sell

11/14/2023

[Trade Details](#)

SWGXX

SCHWAB GOVERNMENT MONEY

11,498.23 quantity

\$1.00 price

\$11,498.23 amount

---

Advisor Fee

11/13/2023

TO ADVISOR

-\$11,498.23 amount

---


Buy

11/09/2023

[Trade Details](#)

SWGXX

SCHWAB GOVERNMENT MONEY



OPEN THE  
BOOKS™  
Every Dime. Online. In Real Time.

Ⓢ

1,286.51 quantity  
\$1.00 price  
-\$1,286.51 amount

---

Cash Dividend 11/08/2023  
VCRRX  
VERSUS CAPITAL REAL ASSETS  
\$1,286.51 amount

---

Buy 11/01/2023  
[Trade Details](#)

SWGXX  
SCHWAB GOVERNMENT MONEY  
4,710.87 quantity  
\$1.00 price  
-\$4,710.87 amount

---

Cash Dividend 10/31/2023  
PRSMX  
T. ROWE PRICE SUMMIT MUNICIPAL INTM INV  
\$3,461.10 amount

---

Cash Dividend 10/31/2023 ⓘ  
JEPIX  
JPMORGAN EQUITY PREMIUM INCOME I  
\$1,249.77 amount

---

Buy 10/31/2023  
[Trade Details](#)

SWGXX  
SCHWAB GOVERNMENT MONEY  
31,040.79 quantity  
\$1.00 price  
-\$31,040.79 amount

---

Sell 10/30/2023 as of 10/27/2023



[Trade Details](#)

VCMIX

VERSUS CAPITAL MULTI-MGR REAL EST INC I

1,198.14 quantity

\$25.92 price

\$15.00 fees &amp; commissions

\$31,040.79 amount

Buy

10/19/2023

[Trade Details](#)

SWGXX

SCHWAB GOVERNMENT MONEY

1,143.6 quantity

\$1.00 price

-\$1,143.60 amount

Cash Dividend

10/18/2023

VCMIX

VERSUS CAPITAL MULTI-MGR REAL EST INC I

\$1,143.60 amount

Buy

10/17/2023

[Trade Details](#)

SWGXX

SCHWAB GOVERNMENT MONEY

624.37 quantity

\$1.00 price

-\$624.37 amount

Cash Dividend

10/17/2023 as of 10/16/2023

SWGXX

SCHWAB GOVERNMENT MONEY

755.25 quantity

Cash Dividend

10/16/2023

SWVXX



SCHWAB VALUE ADVANTAGE MONEY INV

\$624.37 amount

Buy

10/03/2023

[Trade Details](#)

SWGXX

SCHWAB GOVERNMENT MONEY

81.46 quantity

\$1.00 price

-\$81.46 amount

GSP Adjust

10/02/2023

GS DIV ...

\$81.46 amount

Buy

10/02/2023

[Trade Details](#)

SWGXX

SCHWAB GOVERNMENT MONEY

154,740.42 quantity

\$1.00 price

-\$154,740.42 amount



OPEN THE  
BOOKS™  
Every Dime. Online. In Real Time.

Cash Dividend

09/29/2023

PRSMX

T. ROWE PRICE SUMMIT MUNICIPAL INTM INV

\$3,529.84 amount

Cash Dividend

09/29/2023

JEPIX

JPMORGAN EQUITY PREMIUM INCOME I

\$1,210.58 amount

Funds Received

09/29/2023 as of 09/27/2023

[Details](#)

FUNDS RECEIVED

\$150,000.00 amount

---

Buy

09/29/2023

[Trade Details](#)

SWGXX

SCHWAB GOVERNMENT MONEY

2,405.65 quantity

\$1.00 price

-\$2,405.65 amount

---

Cash Dividend

09/28/2023

AWIIX

CIBC ATLAS INCOME OPPORTUNITIES INSTL

\$2,405.65 amount

---

Buy

09/21/2023

[Trade Details](#)

SWGXX

SCHWAB GOVERNMENT MONEY

1,237.26 quantity

\$1.00 price

-\$1,237.26 amount

---

Cash Dividend

09/20/2023

VSMAX

VANGUARD SMALL CAP INDEX ADM

\$1,237.26 amount

---

Cash Dividend

09/18/2023 as of 09/15/2023

SWGXX

SCHWAB GOVERNMENT MONEY

383 quantity

---

Buy

09/18/2023

[Trade Details](#)

SWGXX



SCHWAB GOVERNMENT MONEY

708.6 quantity

\$1.00 price

-\$708.60 amount

Cash Dividend

09/15/2023

SWVXX

SCHWAB VALUE ADVANTAGE MONEY INV

\$708.60 amount

Buy

09/11/2023

[Trade Details](#)

SWGXX

SCHWAB GOVERNMENT MONEY

25,288.66 quantity

\$1.00 price

-\$25,288.66 amount

Journal

09/08/2023

J7NORMAL

\$25,288.66 amount

Buy

09/01/2023

[Trade Details](#)

SWGXX

SCHWAB GOVERNMENT MONEY

4,675.25 quantity

\$1.00 price

-\$4,675.25 amount

Cash Dividend

08/31/2023

PRSMX

T. ROWE PRICE SUMMIT MUNICIPAL INTM INV

\$3,482.70 amount

Cash Dividend

08/31/2023

JEPIX

JPMORGAN EQUITY PREMIUM INCOME I

\$1,192.55 amount

Buy

08/17/2023

[Trade Details](#)

SWGXX

SCHWAB GOVERNMENT MONEY

1,286.51 quantity

\$1.00 price

-\$1,286.51 amount

Cash Dividend

08/16/2023

VCRRX

VERSUS CAPITAL REAL ASSETS

\$1,286.51 amount

Cash Dividend

08/16/2023 as of 08/15/2023

SWGXX

SCHWAB GOVERNMENT MONEY

560.53 quantity

Sell

08/16/2023 ⓘ

[Trade Details](#)

SWGXX

SCHWAB GOVERNMENT MONEY

8,467.4 quantity

\$1.00 price

\$8,467.40 amount

Cash Dividend

08/15/2023

SWVXX

SCHWAB VALUE ADVANTAGE MONEY INV

\$920.65 amount

Advisor Fee

08/15/2023

TO ADVISOR

-\$9,388.05 amount

Buy

08/08/2023

[Trade Details](#)

SWGXX

SCHWAB GOVERNMENT MONEY

21,948 quantity

\$1.00 price

-\$21,948.00 amount

Journal

08/07/2023

JOURNAL FRM

\$21,948.00 amount

Sell

08/02/2023

[Trade Details](#)


SWGXX

SCHWAB GOVERNMENT MONEY

200,015 quantity

\$1.00 price

\$200,015.00 amount



OPEN THE  
BOOKS™  
Every Dime. Online. In Real Time.

Sell

08/01/2023

[Trade Details](#)

SWVXX

SCHWAB VALUE ADVANTAGE MONEY INV

150,000 quantity

\$1.00 price

\$150,000.00 amount

Buy

08/01/2023

[Trade Details](#)

VSMAX

VANGUARD SMALL CAP INDEX ADM

3,511.941 quantity

\$99.66 price

\$15.00 fees & commissions

-\$350,015.00 amount

Buy

08/01/2023

[Trade Details](#)

SWGXX

Schwab Government Money

53,364.91 quantity

\$1.00 price

-\$53,364.91 amount

Cash Dividend

07/31/2023

PRSMX

T. Rowe Price Summit Municipal Intm Inv

\$3,240.59 amount

Cash Dividend

07/31/2023

JEPIX

JPMorgan Equity Premium Income I

\$1,079.19 amount

Sell

07/31/2023 as of 07/28/2023 ©

[Trade Details](#)

VC MIX

Versus Capital Multi-Mgr Real Est Inc I

1,809.669 quantity

\$27.11 price

\$15.00 fees & commissions

\$49,045.13 amount

Buy

07/20/2023

[Trade Details](#)

SWGXX

Schwab Government Money

1,676.2 quantity



\$1.00 price

-\$1,676.20 amount

Cash Dividend

07/19/2023

VC MIX

VERSUS CAPITAL MULTI-MGR REAL EST INC I

\$1,676.20 amount

Cash Dividend

07/18/2023 as of 07/17/2023

SWGXX

SCHWAB GOVERNMENT MONEY

773.35 quantity

Buy

07/18/2023

[Trade Details](#)

SWGXX

SCHWAB GOVERNMENT MONEY

1,300.87 quantity

\$1.00 price

-\$1,300.87 amount

Cash Dividend

07/17/2023

SWVXX

SCHWAB VALUE ADVANTAGE MONEY INV

\$1,300.87 amount

Buy

07/06/2023

[Trade Details](#)

SWGXX

SCHWAB GOVERNMENT MONEY

21,948 quantity

\$1.00 price

-\$21,948.00 amount

Journal

07/05/2023

JOURNAL FRM 32202620

\$21,948.00 amount

---

Buy

07/03/2023

[Trade Details](#)

SWGXX

SCHWAB GOVERNMENT MONEY

4,815.51 quantity

\$1.00 price

-\$4,815.51 amount

---

Cash Dividend

06/30/2023

PRSMX

T. ROWE PRICE SUMMIT MUNICIPAL INTM INV

\$3,566.16 amount

---

Cash Dividend

06/30/2023

JEPIX

JPMORGAN EQUITY PREMIUM INCOME I

\$1,249.35 amount

---

Buy

06/30/2023

[Trade Details](#)

SWGXX

SCHWAB GOVERNMENT MONEY

2,131.84 quantity

\$1.00 price

-\$2,131.84 amount

---

Cash Dividend

06/29/2023

AWIIX

CIBC ATLAS INCOME OPPORTUNITIES INSTL

\$2,131.84 amount

---

Cash Dividend

06/16/2023 as of 06/15/2023

SWGXX

SCHWAB GOVERNMENT MONEY

Ⓢ

230.51 quantity

Buy

06/16/2023

[Trade Details](#)

SWGXX

SCHWAB GOVERNMENT MONEY

101,252.95 quantity

\$1.00 price

-\$101,252.95 amount

Cash Dividend

06/15/2023

SWVXX

SCHWAB VALUE ADVANTAGE MONEY INV

\$1,252.95 amount

Funds Received

06/15/2023

[Details](#)

FUNDS RECEIVED

\$100,000.00 amount

Buy

06/06/2023

[Trade Details](#)

SWGXX

SCHWAB GOVERNMENT MONEY

21,948 quantity

\$1.00 price

-\$21,948.00 amount

Journal

06/05/2023

JOURNAL FRM 32202620

\$21,948.00 amount

Buy

06/01/2023

[Trade Details](#)

SWGXX

SCHWAB GOVERNMENT MONEY



4,780.45 quantity  
\$1.00 price  
-\$4,780.45 amount

---

Cash Dividend 05/31/2023  
PRSMX  
T. ROWE PRICE SUMMIT MUNICIPAL INTM INV  
\$3,412.07 amount

---

Cash Dividend 05/31/2023  
JEPIX  
JPMORGAN EQUITY PREMIUM INCOME I  
\$1,368.38 amount

---

Sell 05/18/2023  
[Trade Details](#)  
SWGXX  
SCHWAB GOVERNMENT MONEY  
7,301.02 quantity  
\$1.00 price  
\$7,301.02 amount

---

Advisor Fee 05/17/2023 ⓘ  
TO ADVISOR  
-\$7,301.02 amount

---

Cash Dividend 05/16/2023 as of 05/15/2023  
SWGXX  
SCHWAB GOVERNMENT MONEY  
572.29 quantity

---

Buy 05/16/2023  
[Trade Details](#)  
SWGXX  
SCHWAB GOVERNMENT MONEY  
442.51 quantity



\$1.00 price

-\$442.51 amount

Cash Dividend

05/15/2023

SWVXX

SCHWAB VALUE ADVANTAGE MONEY INV

\$442.51 amount

Buy

05/11/2023

[Trade Details](#)

SWGXX

SCHWAB GOVERNMENT MONEY

1,286.51 quantity

\$1.00 price

-\$1,286.51 amount

Cash Dividend

05/10/2023

VCRRX

VERSUS CAPITAL REAL ASSETS

\$1,286.51 amount

Buy

05/08/2023

[Trade Details](#)

SWGXX

SCHWAB GOVERNMENT MONEY

21,948 quantity

\$1.00 price

-\$21,948.00 amount

Journal

05/05/2023

JOURNAL FRM

\$21,948.00 amount

Sell

05/05/2023

[Trade Details](#)

SWGXX



## SCHWAB GOVERNMENT MONEY

300,000 quantity

\$1.00 price

\$300,000.00 amount

Buy

05/04/2023

[Trade Details](#)

SWVXX

SCHWAB VALUE ADVANTAGE MONEY INV

300,000 quantity

\$1.00 price

-\$300,000.00 amount

Buy

05/02/2023

[Trade Details](#)

SWGXX

SCHWAB GOVERNMENT MONEY

100,000 quantity

\$1.00 price

-\$100,000.00 amount

Funds Received

05/01/2023

[Details](#)

FUNDS RECEIVED

\$100,000.00 amount

Buy

05/01/2023

[Trade Details](#)

SWGXX

SCHWAB GOVERNMENT MONEY

4,592.09 quantity

\$1.00 price

-\$4,592.09 amount

Cash Dividend

04/28/2023

PRSMX



OPEN THE  
BOOKS™

Every Dime. Online. In Real Time.



T. ROWE PRICE SUMMIT MUNICIPAL INTM INV

\$3,119.64 amount

Cash Dividend

04/28/2023

JEPIX

JPMORGAN EQUITY PREMIUM INCOME I

\$1,472.45 amount

Buy

04/20/2023

[Trade Details](#)

SWGXX

SCHWAB GOVERNMENT MONEY

1,676.2 quantity

\$1.00 price

-\$1,676.20 amount

Cash Dividend

04/19/2023

VCMIX

VERSUS CAPITAL MULTI-MGR REAL EST INC I

\$1,676.20 amount

Cash Dividend

04/18/2023 as of 04/17/2023

SWGXX

SCHWAB GOVERNMENT MONEY

406.71 quantity

Buy

04/14/2023

[Trade Details](#)

SWGXX

SCHWAB GOVERNMENT MONEY

100,000 quantity

\$1.00 price

-\$100,000.00 amount

Funds Received

04/13/2023

[Details](#)

## FUNDS RECEIVED

\$100,000.00 amount

Buy

04/06/2023

[Trade Details](#)

SWGXX

SCHWAB GOVERNMENT MONEY

21,948 quantity

\$1.00 price

-\$21,948.00 amount

Journal

04/05/2023

JOURNAL FRM

\$21,948.00 amount

Buy

04/03/2023

[Trade Details](#)

SWGXX

SCHWAB GOVERNMENT MONEY

5,357.33 quantity

\$1.00 price

-\$5,357.33 amount



OPEN THE  
BOOKS™  
Every Dime. Online. In Real Time.

Cash Dividend

03/31/2023

PRSMX

T. ROWE PRICE SUMMIT MUNICIPAL INTM INV

\$3,688.51 amount

Cash Dividend

03/31/2023

JEPIX

JPMORGAN EQUITY PREMIUM INCOME I

\$1,668.82 amount

Buy

03/31/2023

[Trade Details](#)

SWGXX



SCHWAB GOVERNMENT MONEY

2,319.04 quantity

\$1.00 price

-\$2,319.04 amount

Cash Dividend

03/30/2023

AWIIX

CIBC ATLAS INCOME OPPORTUNITIES INSTL

\$2,319.04 amount

Buy

03/24/2023

[Trade Details](#)

SWGXX

SCHWAB GOVERNMENT MONEY

65,844 quantity

\$1.00 price

-\$65,844.00 amount

Journal

03/23/2023

JOURNAL FRM

\$65,844.00 amount

Cash Dividend

03/16/2023 as of 03/15/2023 ⓘ

SWGXX

SCHWAB GOVERNMENT MONEY

95.51 quantity

Buy

03/01/2023

[Trade Details](#)

SWGXX

SCHWAB GOVERNMENT MONEY

4,479.15 quantity

\$1.00 price

-\$4,479.15 amount

Cash Dividend

02/28/2023

PRSMX

T. ROWE PRICE SUMMIT MUNICIPAL INTM INV

\$2,949.90 amount

Cash Dividend

02/28/2023

JEPIX

JPMORGAN EQUITY PREMIUM INCOME I

\$1,529.25 amount

Sell

02/28/2023

[Trade Details](#)

SWGXX

SCHWAB GOVERNMENT MONEY

7,684.69 quantity

\$1.00 price

\$7,684.69 amount

Advisor Fee

02/27/2023

TO ADVISOR

-\$7,684.69 amount

Cash Dividend

02/16/2023 as of 02/15/2023

SWGXX

SCHWAB GOVERNMENT MONEY

290.2 quantity

Buy

02/16/2023

[Trade Details](#)

SWGXX

SCHWAB GOVERNMENT MONEY

1,286.51 quantity

\$1.00 price

-\$1,286.51 amount

Cash Dividend

02/15/2023

VCRRX

## VERSUS CAPITAL REAL ASSETS

\$1,286.51 amount

Sell

02/01/2023

[Trade Details](#)

SWGXX

SCHWAB GOVERNMENT MONEY

95,037.52 quantity

\$1.00 price

\$95,037.52 amount

Cash Dividend

01/31/2023

PRSMX

T. ROWE PRICE SUMMIT MUNICIPAL INTM INV

\$3,185.31 amount

Cash Dividend

01/31/2023

JEPIX

JPMORGAN EQUITY PREMIUM INCOME I

\$1,777.17 amount

Wire Sent

01/31/2023

[Wire Details](#)

WIRED FUNDS DISBURSED

-\$100,000.00 amount

Sell

01/20/2023

[Trade Details](#)

SWGXX

SCHWAB GOVERNMENT MONEY

256,417.01 quantity

\$1.00 price

\$256,417.01 amount

Sell

01/19/2023

[Trade Details](#)

VIMAX

VANGUARD MID CAP INDEX ADMIRAL

1,884.659 quantity

\$259.02 price

\$15.00 fees &amp; commissions

\$488,149.37 amount

Buy

01/19/2023

[Trade Details](#)

AWWIX

CIBC ATLAS INTERNATIONAL GROWTH INSTL

51,063.83 quantity

\$11.75 price

\$15.00 fees &amp; commissions

-\$600,015.00 amount

Buy

01/19/2023

[Trade Details](#)

FLMVX

JPMORGAN MID CAP VALUE L

14,253.136 quantity

\$35.08 price

\$15.00 fees &amp; commissions

-\$500,015.00 amount

Sell

01/19/2023

[Trade Details](#)

VSMAX

VANGUARD SMALL CAP INDEX ADM

3,880.771 quantity

\$91.60 price

\$15.00 fees &amp; commissions

\$355,463.62 amount

Buy

01/19/2023

[Trade Details](#)

SWGXX



## SCHWAB GOVERNMENT MONEY

1,800.36 quantity

\$1.00 price

-\$1,800.36 amount

Cash Dividend

01/18/2023

VCMIX

VERSUS CAPITAL MULTI-MGR REAL EST INC I

\$1,800.36 amount

Cash Dividend

01/18/2023 as of 01/17/2023

SWGXX

SCHWAB GOVERNMENT MONEY

596.56 quantity

Cash Dividend

01/03/2023 as of 12/30/2022

SWGXX

SCHWAB GOVERNMENT MONEY

2,854.96 quantity

Buy

01/03/2023

[Trade Details](#)

SWGXX

SCHWAB GOVERNMENT MONEY

4,756.62 quantity

\$1.00 price

-\$4,756.62 amount

Page Total: **\$1,301.03**

\*Transactions may include Bank Sweep deposit information. Bank Sweep deposits are held at the FDIC-insured depository institution(s) referenced on the Balances detail page, your account statements and disclosed in your account documents. SIPC does not cover balances held in the Bank Sweep feature.

Today's Date: 03:43 PM ET, 05/25/2024

*Own your tomorrow.*Check the background of or one of its investment professionals on [FINRA'S BrokerCheck](#).

Brokerage Products: Not FDIC Insured • No Bank Guarantee • May Lose Value

[REDACTED] are separate but affiliated companies and subsidiaries of The [REDACTED] Corporation. Deposit products and services are offered by the Affiliated Banks, Members FDIC. Lending products and services, including the Pledged Asset Line, are offered by [REDACTED] and an Equal Housing Lender. The Affiliated Banks are not acting or registered as securities broker-dealers or investment advisors.

Bank Sweep deposits are held at one or more FDIC-insured banks (including the Affiliated Banks, and collectively, the "Program Banks"). Funds deposited at Program Banks are insured, in aggregate, up to \$250,000 per Program Bank, per depositor, for each account ownership category, by the Federal Deposit Insurance Corporation (FDIC).

Brokerage products and services (including unswept or intra-day cash, net credit or debit balances, and money market funds) offered by [REDACTED] Member SIPC [\[link\]](#), are not insured by the FDIC, are not deposits or obligations of the Program Banks, and are subject to investment risk, including the possible loss of principal invested.

© 2024 [REDACTED]. All rights reserved. Member SIPC [\[link\]](#). Unauthorized access is prohibited. Usage will be monitored.



# **Anthony Fauci Transactions History Contributory IRA**



## History

Updated: 03:44:26 PM ET, 05/25/2024



Contributory

...

Transactions

Realized Gain / Loss

Date range

Previous Year




Symbol (Optional)



Search

Filter by Transaction Types



OPEN THE  
BOOKS™

History Services Provided by CIBC Private Wealth Advisor

Contact your advisor

\*Not affiliated with S

Every Day. Online. In Real Time.

Transactions found from 01/01/2023 to 12/31/2023

Don't see it here? [Go to Statements](#)

Date	Action	Symbol / Description	Quantity	Price	Fees & Comm	Amount
12/29/2023	Cash Dividend	PIGIX PIMCO INVESTMENT GRADE CREDIT BOND INSTL				\$1,910.72
12/29/2023	Cash Dividend	VFIDX VANGUARD INTERM-TERM INVESTMENT- GRDE ADM				\$1,828.42
12/28/2023	Reinvest Shares	AWEIX CIBC ATLAS DISCIPLINED	339.231	\$27.83		-\$9,440.81

SnapTicket®



EQUITY INSTL						
12/28/2023	Reinvest Dividend	AWEIX CIBC ATLAS DISCIPLINED EQUITY INSTL				\$9,440.81
12/28/2023	Cash Dividend	AWIIX CIBC ATLAS INCOME OPPORTUNITIES INSTL				\$1,667.79
12/28/2023	Cash Dividend	HHDFX HAMLIN HIGH DIVIDEND EQUITY INSTL				\$2,770.71
12/28/2023	Cash Dividend	AWWIX CIBC ATLAS INTERNATIONAL GROWTH INSTL				\$2,307.49
12/21/2023	Long Term Cap Gain Reinvest	AWMIX CIBC ATLAS MID CAP EQUITY INSTITUTIONAL				\$13,945.27
12/21/2023	Long Term Cap Gain Reinvest	AWEIX CIBC ATLAS DISCIPLINED EQUITY INSTL				\$39,508.07
12/21/2023	Reinvest Shares	AWMIX CIBC ATLAS MID CAP EQUITY INSTITUTIONAL	750.957	\$18.57		-\$13,945.27
12/21/2023	Reinvest Shares	AWEIX CIBC ATLAS DISCIPLINED EQUITY INSTL	1,419.622	\$27.83		-\$39,508.07
12/20/2023	Cash Dividend	FLMVX JPMORGAN MID CAP VALUE L				\$4,601.67
12/20/2023	Cash Dividend	VSMAX VANGUARD SMALL CAP INDEX ADM				\$1,139.07

©

12/18/2023	Cash Dividend	VTMGX VANGUARD DEVELOPED MARKETS INDEX ADMIRAL			\$4,096.96
12/18/2023 as of 12/15/2023	Bank Interest	BANK INT ... [REDACTED]			\$14.44
12/13/2023	Long Term Cap Gain Reinvest	FLMVX JPMORGAN MID CAP VALUE L			\$15,834.18
12/13/2023	Reinvest Shares	FLMVX JPMORGAN MID CAP VALUE L	443.286	\$35.72	-\$15,834.18
11/30/2023	Cash Dividend	PIGIX PIMCO INVESTMENT GRADE CREDIT BOND INSTL			\$1,800.00
11/30/2023	Cash Dividend	VFIDX VANGUARD INTERM-TERM INVESTMENT- GRDE ADM			\$1,769.35
11/16/2023 as of 11/15/2023	Bank Interest	BANK INT ... [REDACTED]			\$12.38
11/08/2023	Cash Dividend	VCRRX VERSUS CAPITAL REAL ASSETS			\$287.66
10/31/2023	Cash Dividend	PIGIX PIMCO INVESTMENT GRADE CREDIT BOND INSTL			\$1,980.75
10/31/2023	Cash Dividend	VFIDX VANGUARD INTERM-TERM INVESTMENT- GRDE ADM			\$1,767.71

10/30/2023 as of 10/27/2023	Sell	VCMIX	214.917	\$25.92	\$15.00	\$5,555.65
	<a href="#">Trade Details</a>	VERSUS CAPITAL MULTI- MGR REAL EST INC I				
10/18/2023	Cash Dividend	VCMIX VERSUS CAPITAL MULTI- MGR REAL EST INC I				\$205.13
10/16/2023 as of 10/15/2023	Bank Interest	BANK INT ... [REDACTED]				\$9.04
09/29/2023	Cash Dividend	PIGIX PIMCO INVESTMENT GRADE CREDIT BOND INSTL				\$2,106.88
09/29/2023	Cash Dividend	VFIDX VANGUARD INTERM-TERM INVESTMENT- GRDE ADM				\$1,724.08
09/28/2023	Cash Dividend	AWIIX CIBC ATLAS INCOME OPPORTUNITIES INSTL				\$1,497.36
09/20/2023	Cash Dividend	VSMAX VANGUARD SMALL CAP INDEX ADM				\$777.70
09/18/2023	Cash Dividend	VTMGX VANGUARD DEVELOPED MARKETS INDEX ADMIRAL				\$2,073.64
09/18/2023 as of 09/15/2023	Bank Interest	BANK INT ... [REDACTED]				\$17.42
09/11/2023	Advisor Fee	TO ADVISOR				-\$2,179.22

09/08/2023	Tax Withholding	DC STATE TAX W/H IRA7			-\$2,809.85
09/08/2023	Tax Withholding	FED INC TAX WHLD IRA7			-\$3,122.06
09/08/2023	Journal	J7NORMAL [REDACTED]			-\$25,288.66
08/31/2023	Cash Dividend	PIGIX PIMCO INVESTMENT GRADE CREDIT BOND INSTL			\$1,728.13
08/31/2023	Cash Dividend	VFIDX VANGUARD INTERM-TERM INVESTMENT- GRDE ADM			\$1,646.44
08/16/2023	Cash Dividend	VCRRX VERSUS CAPITAL REAL ASSETS			\$287.66
08/16/2023 as of 08/15/2023	Bank Interest	[REDACTED] ... [REDACTED]			\$12.49
08/15/2023	Cash Dividend	SWVXX SCHWAB VALUE ADVANTAGE MONEY INV			\$262.54
08/07/2023	Journalized Shares	AWMIX CIBC ATLAS MID CAP EQUITY INSTITUTIONAL	6,009.266	\$18.32	
08/07/2023	Journalized Shares	HHDFX HAMLIN HIGH DIVIDEND EQUITY INSTL	9,514.786	\$29.57	
08/07/2023	Journalized Shares	AWWIX CIBC ATLAS INTERNATIONAL GROWTH INSTL	16,170.213	\$12.12	
08/07/2023	Journalized Shares	AWEIX	12,801.433	\$27.08	



		DISCIPLINED EQUITY INSTL				
08/07/2023	Journaled Shares	AWIIX INCOME OPPORTUNITIES INSTL	9,596.628	\$14.46		
08/07/2023	Journaled Shares	VFIDX VANGUARD INTERM-TERM INVESTMENT- GRDE ADM	12,104.996	\$8.38		
08/07/2023	Journaled Shares	VSMAX VANGUARD SMALL CAP INDEX ADM	1,003.412	\$97.80		
08/07/2023	Journaled Shares	PIGIX PIMCO INVESTMENT GRADE CREDIT BOND INSTL	42,341.196	\$8.70		
08/07/2023	Journaled Shares	FLMVX JPMORGAN MID CAP VALUE L	3,844.158	\$36.16		
08/07/2023	Journal	IRA ROLLOVER CONTRIB			\$9,024.72	©
08/01/2023	Sell <a href="#">Trade Details</a>	SWVXX SCHWAB VALUE ADVANTAGE MONEY INV	126,852.5	\$1.00	\$126,852.50	
08/01/2023	Buy <a href="#">Trade Details</a>	VSMAX VANGUARD SMALL CAP INDEX ADM	1,204.094	\$99.66	\$15.00	-\$120,015.00
07/31/2023	Cash Dividend	VFIDX VANGUARD INTERM-TERM INVESTMENT- GRDE ADM			\$1,351.67	
07/31/2023	Cash Dividend	PIGIX			\$646.34	

/

PIMCO INVESTMENT GRADE CREDIT BOND INSTL						
07/31/2023 as of 07/28/2023	Sell <a href="#">Trade Details</a>	VCMIX VERSUS CAPITAL MULTI- MGR REAL EST INC I	324.61	\$27.11	\$15.00	\$8,785.18
07/19/2023	Cash Dividend	VCMIX VERSUS CAPITAL MULTI- MGR REAL EST INC I				\$300.67
07/17/2023	Reinvest Dividend	SWVXX SCHWAB VALUE ADVANTAGE MONEY INV				\$547.66
07/17/2023	Reinvest Shares	SWVXX SCHWAB VALUE ADVANTAGE MONEY INV	547.66	\$1.00		-\$547.66
07/17/2023 as of 07/15/2023	Bank Interest	BANK INT ... [REDACTED] [REDACTED]				\$7.35
06/30/2023	Cash Dividend	VFIDX VANGUARD INTERM-TERM INVESTMENT- GRDE ADM				\$1,337.57
06/30/2023	Cash Dividend	PIGIX PIMCO INVESTMENT GRADE CREDIT BOND INSTL				\$722.93
06/29/2023	Cash Dividend	AWIIX [REDACTED] INCOME OPPORTUNITIES INSTL				\$594.70
06/20/2023	Cash Dividend	VTMGX VANGUARD DEVELOPED				\$2,895.55

MARKETS INDEX  
ADMIRAL

06/16/2023 as of 06/15/2023	Bank Interest	... [REDACTED]				\$5.82
06/15/2023	Reinvest Dividend	SWVXX SCHWAB VALUE ADVANTAGE MONEY INV				\$525.32
06/15/2023	Reinvest Shares	SWVXX SCHWAB VALUE ADVANTAGE MONEY INV	525.32	\$1.00		-\$525.32
05/31/2023	Cash Dividend	VFIDX VANGUARD INTERM-TERM INVESTMENT- GRDE ADM				\$1,321.69
05/31/2023	Cash Dividend	PIGIX PIMCO INVESTMENT GRADE CREDIT BOND INSTL				\$687.97
05/16/2023 as of 05/15/2023	Bank Interest	[REDACTED] [REDACTED] [REDACTED] BANK				\$4.81
05/15/2023	Reinvest Dividend	SWVXX SCHWAB VALUE ADVANTAGE MONEY INV				\$458.37
05/15/2023	Reinvest Shares	SWVXX SCHWAB VALUE ADVANTAGE MONEY INV	458.37	\$1.00		-\$458.37
05/10/2023	Cash Dividend	VCRRX VERSUS CAPITAL REAL ASSETS				\$287.66
04/28/2023	Cash Dividend	VFIDX VANGUARD INTERM-TERM				\$1,277.12

©

		INVESTMENT - GRDE ADM				
04/28/2023	Cash Dividend	PIGIX PIMCO INVESTMENT GRADE CREDIT BOND INSTL				\$614.00
04/19/2023	Cash Dividend	VCMIX VERSUS CAPITAL MULTI- MGR REAL EST INC I				\$300.67
04/17/2023	Reinvest Dividend	SWVXX SCHWAB VALUE ADVANTAGE MONEY INV				\$321.15
04/17/2023	Reinvest Shares	SWVXX SCHWAB VALUE ADVANTAGE MONEY INV	321.15	\$1.00		-\$321.15
04/17/2023 as of 04/15/2023	Bank Interest	[REDACTED] [REDACTED]				\$39.94
03/31/2023	Cash Dividend	VFIDX VANGUARD INTERM-TERM INVESTMENT- GRDE ADM				\$925.64
03/31/2023	Cash Dividend	PIGIX PIMCO INVESTMENT GRADE CREDIT BOND INSTL				\$627.26
03/30/2023	Cash Dividend	AWIIX [REDACTED] INCOME OPPORTUNITIES INSTL				\$646.92
03/28/2023	Buy <a href="#">Trade Details</a>	VFIDX VANGUARD INTERM-TERM	11,792.453	\$8.48	\$15.00	-\$100,015.00



INVESTMENT - GRDE ADM						
03/28/2023	Buy <a href="#">Trade Details</a>	SWVXX SCHWAB VALUE ADVANTAGE MONEY INV	125,000	\$1.00		-\$125,000.00
03/20/2023	Cash Dividend	VTMGX VANGUARD DEVELOPED MARKETS INDEX ADMIRAL				\$1,060.93
03/16/2023 as of 03/15/2023	Bank Interest	BANK INT ... [REDACTED] [REDACTED] [REDACTED]				\$45.96
03/16/2023 as of 03/15/2023	Bank Interest	BANK INT ... [REDACTED] [REDACTED]				\$174.35
03/13/2023	Sell <a href="#">Trade Details</a>	VSMAX VANGUARD SMALL CAP INDEX ADM	1,069.053	\$87.40	\$15.00	\$93,420.23
03/02/2023	Buy <a href="#">Trade Details</a>	AWIIX [REDACTED] INCOME OPPORTUNITIES INSTL	5,530.973	\$13.56	\$15.00	-\$75,015.00
03/02/2023	Buy <a href="#">Trade Details</a>	AWEIX [REDACTED] DISCIPLINED EQUITY INSTL	6,105.006	\$24.57	\$15.00	-\$150,015.00
03/02/2023	Buy <a href="#">Trade Details</a>	VFIDX VANGUARD INTERM-TERM INVESTMENT- GRDE ADM	12,106.538	\$8.26	\$15.00	-\$100,015.00
03/02/2023	Buy <a href="#">Trade Details</a>	VTMGX VANGUARD DEVELOPED MARKETS INDEX ADMIRAL	6,993.007	\$14.30	\$15.00	-\$100,015.00

02/28/2023	Cash Dividend	PIGIX PIMCO INVESTMENT GRADE CREDIT BOND INSTL				\$270.28
02/28/2023	Cash Dividend	VFIDX VANGUARD INTERM-TERM INVESTMENT- GRDE ADM				\$224.91
02/22/2023	Buy <a href="#">Trade Details</a>	AWMIX [REDACTED] MID CAP EQUITY INSTITUTIONAL	8,645.533	\$17.35	\$15.00	-\$150,015.00
02/22/2023	Buy <a href="#">Trade Details</a>	AWEIX [REDACTED] DISCIPLINED EQUITY INSTL	10,141.988	\$24.65	\$15.00	-\$250,015.00
02/22/2023	Buy <a href="#">Trade Details</a>	FLMVX JPMORGAN MID CAP VALUE L	4,189.944	\$35.80	\$15.00	-\$150,015.00
02/22/2023	Buy <a href="#">Trade Details</a>	VSMAX VANGUARD SMALL CAP INDEX ADM	790.889	\$94.83	\$15.00	-\$75,015.00
02/22/2023	Buy <a href="#">Trade Details</a>	VFIDX VANGUARD INTERM-TERM INVESTMENT- GRDE ADM	17,985.612	\$8.34	\$15.00	-\$150,015.00
02/22/2023	Buy <a href="#">Trade Details</a>	PIGIX PIMCO INVESTMENT GRADE CREDIT BOND INSTL	17,182.131	\$8.73	\$15.00	-\$150,015.00
02/22/2023	Buy <a href="#">Trade Details</a>	VTMGX VANGUARD DEVELOPED MARKETS INDEX ADMIRAL	10,504.202	\$14.28	\$15.00	-\$150,015.00
02/16/2023 as of	Bank Interest	BANK INT ... [REDACTED]				\$38.31

02/15/2023		SCHWAB BANK				
02/16/2023 as of 02/15/2023	Bank Interest	BANK INT ... [REDACTED] [REDACTED] [REDACTED]	\$6.13			
02/15/2023	Cash Dividend	VCRRX VERSUS CAPITAL REAL ASSETS	\$287.66			
02/13/2023	Funds Received <a href="#">Details</a>	IRA ROLLOVER CONT	\$1,633,322.54			
01/31/2023	Cash Dividend	PIGIX PIMCO INVESTMENT GRADE CREDIT BOND INSTL	\$136.62			
01/31/2023	Cash Dividend	VFIDX VANGUARD INTERM-TERM INVESTMENT- GRDE ADM	\$127.22			
01/19/2023	Sell <a href="#">Trade Details</a>	FLMVX JPMORGAN MID CAP VALUE L	228.478	\$35.08	\$15.00	\$8,000.00
01/19/2023	Buy <a href="#">Trade Details</a>	VTMGX VANGUARD DEVELOPED MARKETS INDEX ADMIRAL	3,469.813	\$14.41	\$15.00	-\$50,015.00 ©
01/18/2023	Cash Dividend	VC MIX VERSUS CAPITAL MULTI- MGR REAL EST INC I	\$322.94			
01/17/2023 as of 01/15/2023	Bank Interest	BANK INT ... [REDACTED] [REDACTED]	\$17.18			

Page Total: **\$13,963.43**

PIGIX

PIMCO INVESTMENT GRADE CREDIT BOND INSTL

\$1,910.72 amount

Cash Dividend

12/29/2023

VFIDX

VANGUARD INTERM-TERM INVESTMENT-GRDE ADM

\$1,828.42 amount

Reinvest Shares

12/28/2023

AWEIX

CIBC ATLAS DISCIPLINED EQUITY INSTL

339.231 quantity

\$27.83 price

-\$9,440.81 amount

Reinvest Dividend

12/28/2023

AWEIX

CIBC ATLAS DISCIPLINED EQUITY INSTL

\$9,440.81 amount

Cash Dividend

12/28/2023

AWIIX

CIBC ATLAS INCOME OPPORTUNITIES INSTL

\$1,667.79 amount

Cash Dividend

12/28/2023

HHDFX

HAMLIN HIGH DIVIDEND EQUITY INSTL

\$2,770.71 amount

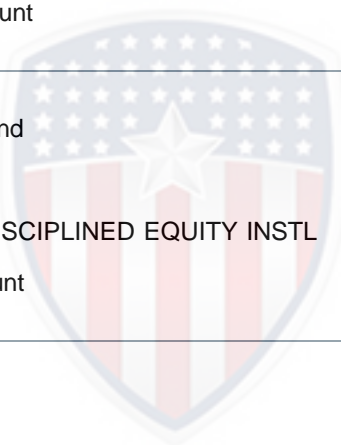
Cash Dividend

12/28/2023

AWWIX

CIBC ATLAS INTERNATIONAL GROWTH INSTL

\$2,307.49 amount



OPEN THE  
BOOKS™  
Every Dime. Online. In Real Time.





Long Term Cap Gain Reinvest	12/21/2023
AWMIX	
CIBC ATLAS MID CAP EQUITY INSTITUTIONAL	
\$13,945.27 amount	
<hr/>	
Long Term Cap Gain Reinvest	12/21/2023
AWEIX	
CIBC ATLAS DISCIPLINED EQUITY INSTL	
\$39,508.07 amount	
<hr/>	
Reinvest Shares	12/21/2023
AWMIX	
CIBC ATLAS MID CAP EQUITY INSTITUTIONAL	
750.957 quantity	
\$18.57 price	
-\$13,945.27 amount	
<hr/>	
Reinvest Shares	12/21/2023
AWEIX	
CIBC ATLAS DISCIPLINED EQUITY INSTL	
1,419.622 quantity	
\$27.83 price	
-\$39,508.07 amount	
<hr/>	
Cash Dividend	12/20/2023
FLMVX	
JPMORGAN MID CAP VALUE L	
\$4,601.67 amount	
<hr/>	
Cash Dividend	12/20/2023
VSMAX	
VANGUARD SMALL CAP INDEX ADM	
\$1,139.07 amount	
<hr/>	
Cash Dividend	12/18/2023



VTMGX

VANGUARD DEVELOPED MARKETS INDEX ADMIRAL

\$4,096.96 amount

Bank Interest

12/18/2023 as of 12/15/2023

\$14.44 amount

Long Term Cap Gain Reinvest

12/13/2023

FLMVX

JPMORGAN MID CAP VALUE L

\$15,834.18 amount

Reinvest Shares

12/13/2023

FLMVX

JPMORGAN MID CAP VALUE L

443.286 quantity

\$35.72 price

-\$15,834.18 amount

Cash Dividend

11/30/2023

PIGIX

PIMCO INVESTMENT GRADE CREDIT BOND INSTL

\$1,800.00 amount

Cash Dividend

11/30/2023

VFIDX

VANGUARD INTERM-TERM INVESTMENT-GRDE ADM

\$1,769.35 amount

Bank Interest

11/16/2023 as of 11/15/2023

\$12.38 amount

Cash Dividend

11/08/2023

VCRRX

## VERSUS CAPITAL REAL ASSETS

\$287.66 amount

Cash Dividend

10/31/2023

PIGIX

PIMCO INVESTMENT GRADE CREDIT BOND INSTL

\$1,980.75 amount

Cash Dividend

10/31/2023

VFIDX

VANGUARD INTERM-TERM INVESTMENT-GRDE ADM

\$1,767.71 amount

Sell

10/30/2023 as of 10/27/2023

[Trade Details](#)

VCMIX

VERSUS CAPITAL MULTI-MGR REAL EST INC I

214.917 quantity

\$25.92 price

\$15.00 fees &amp; commissions

\$5,555.65 amount

Cash Dividend

10/18/2023 ⓘ

VCMIX

VERSUS CAPITAL MULTI-MGR REAL EST INC I

\$205.13 amount

Bank Interest

10/16/2023 as of 10/15/2023

\$9.04 amount

Cash Dividend

09/29/2023

PIGIX

PIMCO INVESTMENT GRADE CREDIT BOND INSTL

\$2,106.88 amount

Cash Dividend	09/29/2023
VFIDX	
VANGUARD INTERM-TERM INVESTMENT-GRDE ADM	
\$1,724.08 amount	
Cash Dividend	09/28/2023
AWIIX	
CIBC ATLAS INCOME OPPORTUNITIES INSTL	
\$1,497.36 amount	
Cash Dividend	09/20/2023
VSMAX	
VANGUARD SMALL CAP INDEX ADM	
\$777.70 amount	
Cash Dividend	09/18/2023
VTMGX	
VANGUARD DEVELOPED MARKETS INDEX ADMIRAL	
\$2,073.64 amount	
Bank Interest	09/18/2023 as of 09/15/2023
\$17.42 amount	
Advisor Fee	09/11/2023
TO ADVISOR	
-\$2,179.22 amount	
Tax Withholding	09/08/2023
DC STATE TAX W/H IRA7	
-\$2,809.85 amount	
Tax Withholding	09/08/2023
FED INC TAX WHLD IRA7	
-\$3,122.06 amount	





Journal	09/08/2023
J7NORMAL	
-\$25,288.66 amount	
Cash Dividend	08/31/2023
PIGIX	
PIMCO INVESTMENT GRADE CREDIT BOND INSTL	
\$1,728.13 amount	
Cash Dividend	08/31/2023
VFIDX	
VANGUARD INTERM-TERM INVESTMENT-GRDE ADM	
\$1,646.44 amount	
Cash Dividend	08/16/2023
VCRRX	
VERSUS CAPITAL REAL ASSETS	
\$287.66 amount	
Bank Interest	08/16/2023 as of 08/15/2023
\$12.49 amount	
Cash Dividend	08/15/2023
SWVXX	
SCHWAB VALUE ADVANTAGE MONEY INV	
\$262.54 amount	
Journalled Shares	08/07/2023
AWMIX	
CIBC ATLAS MID CAP EQUITY INSTITUTIONAL	
6,009.266 quantity	
\$18.32 price	
Journalled Shares	08/07/2023



HHDFX

HAMLIN HIGH DIVIDEND EQUITY INSTL

9,514.786 quantity

\$29.57 price

Journaled Shares

08/07/2023

AWWIX

CIBC ATLAS INTERNATIONAL GROWTH INSTL

16,170.213 quantity

\$12.12 price

Journaled Shares

08/07/2023

AWEIX

CIBC ATLAS DISCIPLINED EQUITY INSTL

12,801.433 quantity

\$27.08 price

Journaled Shares

08/07/2023

AWIIX

CIBC ATLAS INCOME OPPORTUNITIES INSTL

9,596.628 quantity

\$14.46 price

Journaled Shares

08/07/2023

VFIDX

VANGUARD INTERM-TERM INVESTMENT-GRDE ADM

12,104.996 quantity

\$8.38 price

Journaled Shares

08/07/2023

VSMAX

VANGUARD SMALL CAP INDEX ADM

1,003.412 quantity

\$97.80 price

Journaled Shares

08/07/2023

©

PIGIX

PIMCO INVESTMENT GRADE CREDIT BOND INSTL

42,341.196 quantity

\$8.70 price

Journaled Shares

08/07/2023

FLMVX

JPMORGAN MID CAP VALUE L

3,844.158 quantity

\$36.16 price

Journal

08/07/2023

IRA ROLLOVER CONTRIB

\$9,024.72 amount

Sell

[Trade Details](#)

SWVXX

SCHWAB VALUE ADVANTAGE MONEY INV

126,852.5 quantity

\$1.00 price

\$126,852.50 amount

08/01/2023

Buy

08/01/2023

[Trade Details](#)

VSMAX

VANGUARD SMALL CAP INDEX ADM

1,204.094 quantity

\$99.66 price

\$15.00 fees &amp; commissions

-\$120,015.00 amount

Cash Dividend

07/31/2023

VFIDX

VANGUARD INTERM-TERM INVESTMENT-GRDE ADM

\$1,351.67 amount

Cash Dividend 07/31/2023  
PIGIX  
PIMCO INVESTMENT GRADE CREDIT BOND INSTL  
\$646.34 amount

---

Sell 07/31/2023 as of 07/28/2023  
[Trade Details](#)  
VCMIX  
VERSUS CAPITAL MULTI-MGR REAL EST INC I  
324.61 quantity  
\$27.11 price  
\$15.00 fees & commissions  
\$8,785.18 amount

---

Cash Dividend 07/19/2023  
VCMIX  
VERSUS CAPITAL MULTI-MGR REAL EST INC I  
\$300.67 amount

---

Reinvest Dividend 07/17/2023  
SWVXX  
SCHWAB VALUE ADVANTAGE MONEY INV  
\$547.66 amount

---

Reinvest Shares 07/17/2023  
SWVXX  
SCHWAB VALUE ADVANTAGE MONEY INV  
547.66 quantity  
\$1.00 price  
-\$547.66 amount

---

Bank Interest 07/17/2023 as of 07/15/2023  
[REDACTED]  
\$7.35 amount

---

Cash Dividend	06/30/2023
VFIDX	
VANGUARD INTERM-TERM INVESTMENT-GRDE ADM	
\$1,337.57 amount	
Cash Dividend	06/30/2023
PIGIX	
PIMCO INVESTMENT GRADE CREDIT BOND INSTL	
\$722.93 amount	
Cash Dividend	06/29/2023
AWIIX	
CIBC ATLAS INCOME OPPORTUNITIES INSTL	
\$594.70 amount	
Cash Dividend	06/20/2023
VTMGX	
VANGUARD DEVELOPED MARKETS INDEX ADMIRAL	
\$2,895.55 amount	
Bank Interest	06/16/2023 as of 06/15/2023
\$5.82 amount	
Reinvest Dividend	06/15/2023
SWVXX	
SCHWAB VALUE ADVANTAGE MONEY INV	
\$525.32 amount	
Reinvest Shares	06/15/2023
SWVXX	
SCHWAB VALUE ADVANTAGE MONEY INV	
525.32 quantity	
\$1.00 price	
-\$525.32 amount	





Cash Dividend	05/31/2023
VFIDX	
VANGUARD INTERM-TERM INVESTMENT-GRDE ADM	
\$1,321.69 amount	
Cash Dividend	05/31/2023
PIGIX	
PIMCO INVESTMENT GRADE CREDIT BOND INSTL	
\$687.97 amount	
Bank Interest	05/16/2023 as of 05/15/2023
\$4.81 amount	
Reinvest Dividend	05/15/2023
SWVXX	
Schwab Value Advantage Money Inv	
\$458.37 amount	
Reinvest Shares	05/15/2023
SWVXX	
Schwab Value Advantage Money Inv	
458.37 quantity	
\$1.00 price	
-\$458.37 amount	
Cash Dividend	05/10/2023
VCRRX	
VERSUS CAPITAL REAL ASSETS	
\$287.66 amount	
Cash Dividend	04/28/2023
VFIDX	
VANGUARD INTERM-TERM INVESTMENT-GRDE ADM	
\$1,277.12 amount	

Cash Dividend	04/28/2023
PIGIX	
PIMCO INVESTMENT GRADE CREDIT BOND INSTL	
\$614.00 amount	
Cash Dividend	04/19/2023
VC MIX	
VERSUS CAPITAL MULTI-MGR REAL EST INC I	
\$300.67 amount	
Reinvest Dividend	04/17/2023
SWVXX	
SCHWAB VALUE ADVANTAGE MONEY INV	
\$321.15 amount	
Reinvest Shares	04/17/2023
SWVXX	
SCHWAB VALUE ADVANTAGE MONEY INV	
321.15 quantity	
\$1.00 price	
-\$321.15 amount	
Bank Interest	04/17/2023 as of 04/15/2023 <sup>®</sup>
\$39.94 amount	
Cash Dividend	03/31/2023
VFIDX	
VANGUARD INTERM-TERM INVESTMENT-GRDE ADM	
\$925.64 amount	
Cash Dividend	03/31/2023
PIGIX	
PIMCO INVESTMENT GRADE CREDIT BOND INSTL	
\$627.26 amount	

Cash Dividend 03/30/2023  
AWIIX  
CIBC ATLAS INCOME OPPORTUNITIES INSTL  
\$646.92 amount

---

Buy 03/28/2023  
[Trade Details](#)  
VFIDX  
VANGUARD INTERM-TERM INVESTMENT-GRDE ADM  
11,792.453 quantity  
\$8.48 price  
\$15.00 fees & commissions  
-\$100,015.00 amount

---

Buy 03/28/2023  
[Trade Details](#)  
SWVXX  
SCHWAB VALUE ADVANTAGE MONEY INV  
125,000 quantity  
\$1.00 price  
-\$125,000.00 amount

---

Cash Dividend 03/20/2023 ©  
VTMGX  
VANGUARD DEVELOPED MARKETS INDEX ADMIRAL  
\$1,060.93 amount

---

Bank Interest 03/16/2023 as of 03/15/2023  
[REDACTED]  
\$45.96 amount

---

Bank Interest 03/16/2023 as of 03/15/2023  
[REDACTED]  
\$174.35 amount

---

Sell

03/13/2023

[Trade Details](#)

VSMAX

VANGUARD SMALL CAP INDEX ADM

1,069.053 quantity

\$87.40 price

\$15.00 fees &amp; commissions

\$93,420.23 amount

Buy

03/02/2023

[Trade Details](#)

AWIIX

CIBC ATLAS INCOME OPPORTUNITIES INSTL

5,530.973 quantity

\$13.56 price

\$15.00 fees &amp; commissions

-\$75,015.00 amount

Buy

03/02/2023

[Trade Details](#)

AWEIX

CIBC ATLAS DISCIPLINED EQUITY INSTL

6,105.006 quantity

\$24.57 price

\$15.00 fees &amp; commissions

-\$150,015.00 amount

Buy

03/02/2023

[Trade Details](#)

VFIDX

VANGUARD INTERM-TERM INVESTMENT-GRDE ADM

12,106.538 quantity

\$8.26 price

\$15.00 fees &amp; commissions

-\$100,015.00 amount



OPEN THE  
BOOKS™  
Every Dime. Online. In Real Time.



Buy	03/02/2023
<a href="#">Trade Details</a>	
VTMGX	
VANGUARD DEVELOPED MARKETS INDEX ADMIRAL	
6,993.007 quantity	
\$14.30 price	
\$15.00 fees & commissions	
-\$100,015.00 amount	
Cash Dividend	02/28/2023
PIGIX	
PIMCO INVESTMENT GRADE CREDIT BOND INSTL	
\$270.28 amount	
Cash Dividend	02/28/2023
VFIDX	
VANGUARD INTERM-TERM INVESTMENT-GRDE ADM	
\$224.91 amount	
Buy	02/22/2023
<a href="#">Trade Details</a>	
AWMIX	
CIBC ATLAS MID CAP EQUITY INSTITUTIONAL	
8,645.533 quantity	
\$17.35 price	
\$15.00 fees & commissions	
-\$150,015.00 amount	
Buy	02/22/2023
<a href="#">Trade Details</a>	
AWEIX	
CIBC ATLAS DISCIPLINED EQUITY INSTL	
10,141.988 quantity	
\$24.65 price	
\$15.00 fees & commissions	



-\$250,015.00 amount

---

Buy

02/22/2023

[Trade Details](#)

FLMVX

JPMORGAN MID CAP VALUE L

4,189.944 quantity

\$35.80 price

\$15.00 fees & commissions

-\$150,015.00 amount

---

Buy

02/22/2023

[Trade Details](#)

VSMAX

VANGUARD SMALL CAP INDEX ADM

790.889 quantity

\$94.83 price

\$15.00 fees & commissions

-\$75,015.00 amount

---

Buy

02/22/2023

[Trade Details](#)

VFIDX

VANGUARD INTERM-TERM INVESTMENT-GRDE ADM

17,985.612 quantity

\$8.34 price

\$15.00 fees & commissions

-\$150,015.00 amount

---

Buy

02/22/2023

[Trade Details](#)


PIGIX

PIMCO INVESTMENT GRADE CREDIT BOND INSTL

17,182.131 quantity

\$8.73 price

\$15.00 fees & commissions



OPEN THE  
BOOKS™  
Every Dime. Online. In Real Time.



-\$150,015.00 amount

---

Buy

02/22/2023

[Trade Details](#)

VTMGX

VANGUARD DEVELOPED MARKETS INDEX ADMIRAL

10,504.202 quantity

\$14.28 price

\$15.00 fees & commissions

-\$150,015.00 amount

---

Bank Interest

02/16/2023 as of 02/15/2023

\$38.31 amount

---

Bank Interest

02/16/2023 as of 02/15/2023

\$6.13 amount

---

Cash Dividend

02/15/2023

VCRRX

VERSUS CAPITAL REAL ASSETS

\$287.66 amount

---

Funds Received

02/13/2023

[Details](#)

IRA ROLLOVER CONT

\$1,633,322.54 amount

---

Cash Dividend

01/31/2023

PIGIX

PIMCO INVESTMENT GRADE CREDIT BOND INSTL

\$136.62 amount

---

Cash Dividend

01/31/2023

VFIDX

## VANGUARD INTERM-TERM INVESTMENT-GRDE ADM

\$127.22 amount

Sell

01/19/2023

[Trade Details](#)

FLMVX

JPMORGAN MID CAP VALUE L

228.478 quantity

\$35.08 price

\$15.00 fees &amp; commissions

\$8,000.00 amount

Buy

01/19/2023

[Trade Details](#)

VTMGX

VANGUARD DEVELOPED MARKETS INDEX ADMIRAL

3,469.813 quantity

\$14.41 price

\$15.00 fees &amp; commissions

-\$50,015.00 amount

Cash Dividend

01/18/2023

VCMIX

VERSUS CAPITAL MULTI-MGR REAL EST INC I

\$322.94 amount

Bank Interest

01/17/2023 as of 01/15/2023

\$17.18 amount

Page Total: **\$13,963.43**

\*Transactions may include Bank Sweep deposit information. Bank Sweep deposits are held at the FDIC-insured depository institution(s) referenced on the Balances detail page, your account statements and disclosed in your account documents. SIPC does not cover balances held in the Bank Sweep feature.

Check the background of Charles Schwab or one of its investment professionals on [REDACTED].

**Brokerage Products: Not FDIC Insured • No Bank Guarantee • May Lose Value**

[REDACTED] Premier Bank, SSB, and [REDACTED] Trust Bank (collectively, "Affiliated Banks") and [REDACTED] Inc. ([REDACTED]) are separate but affiliated companies and subsidiaries of The [REDACTED]. Deposit products and services are offered by the Affiliated Banks, Members FDIC. Lending products and services, including the Pledged Asset Line, are offered by [REDACTED] SSB, Member FDIC and an Equal Housing Lender. The Affiliated Banks are not acting or registered as securities broker-dealers or investment advisors.

Bank Sweep deposits are held at one or more FDIC-insured banks (including the Affiliated Banks, and collectively, the "Program Banks"). Funds deposited at Program Banks are insured, in aggregate, up to \$250,000 per Program Bank, per depositor, for each account ownership category, by the Federal Deposit Insurance Corporation (FDIC).

Brokerage products and services (including unswept or intra-day cash, net credit or debit balances, and money market funds) offered by [REDACTED] Inc., [Member SIPC](#), are not insured by the FDIC, are not deposits or obligations of the Program Banks, and are subject to investment risk, including the possible loss of principal invested.

© 2024 [REDACTED] Inc. All rights reserved. [Member SIPC](#). Unauthorized access is prohibited. Usage will be monitored.



# **Christine Grady Transactions History Contributory IRA**





## History

Updated: 03:41:55 PM ET, 05/25/2024



Contributory

Transactions

Realized Gain / Loss

Date range

Previous Year




Symbol (Optional)



Search

Filter by Transaction Types



OPEN THE  
BOOKS™

History Services Provided by CIBC Private Wealth Advisor

Contact your advisor

\*Not affiliated with

Every Day. Online. In Real Time.

Transactions found from 01/01/2023 to 12/31/2023

Don't see it here? [Go to Statements](#)

Date	Action	Symbol / Description	Quantity	Price	Fees & Comm	Amount
12/29/2023	Cash Dividend	VFIDX VANGUARD INTERM-TERM INVESTMENT- GRDE ADM				\$90.05
12/26/2023	Cash Dividend	BAFWX BROWN ADVISORY SUSTAINABLE GROWTH I				\$2.53
12/20/2023	Cash Dividend	PRILX PARNASSUS CORE EQUITY INSTITUTIONAL				\$121.63

SnapTicket®

12/20/2023	Cash Dividend	VSMAX VANGUARD SMALL CAP INDEX ADM				\$31.07
12/18/2023 as of 12/15/2023	Bank Interest	<div></div> <div></div> BANK				\$0.31
12/14/2023	Cash Dividend	BCAIX BOSTON COMMON ESG IMPACT INTL				\$260.38
11/30/2023	Cash Dividend	VFIDX VANGUARD INTERM-TERM INVESTMENT- GRDE ADM				\$87.15
11/16/2023	Long Term Cap Gain Reinvest	PRILX PARNASSUS CORE EQUITY INSTITUTIONAL				\$3,140.88
11/16/2023	Reinvest Shares	PRILX PARNASSUS CORE EQUITY INSTITUTIONAL	59.906	\$52.43		-\$3,140.88
11/16/2023 as of 11/15/2023	Bank Interest	<div></div> <div></div> BANK				\$0.29
10/31/2023	Cash Dividend	VFIDX VANGUARD INTERM-TERM INVESTMENT- GRDE ADM				\$87.07 ©
10/16/2023 as of 10/15/2023	Bank Interest	<div></div> <div></div> BANK				\$0.22
09/29/2023	Cash Dividend	VFIDX VANGUARD INTERM-TERM INVESTMENT- GRDE ADM				\$84.94
09/29/2023	Cash Dividend	PRILX				\$128.15

PARNASSUS CORE  
EQUITY  
INSTITUTIONAL

09/20/2023	Cash Dividend	VSMAX VANGUARD SMALL CAP INDEX ADM					\$21.21
09/18/2023 as of 09/15/2023	Bank Interest	  BANK					\$0.16
08/31/2023	Cash Dividend	VFIDX VANGUARD INTERM-TERM INVESTMENT- GRDE ADM					\$85.07
08/16/2023 as of 08/15/2023	Bank Interest	  BANK					\$1.39
08/01/2023	Buy <a href="#">Trade Details</a>	VSMAX VANGUARD SMALL CAP INDEX ADM	60.205	\$99.66	\$15.00		-\$6,015.00
07/31/2023	Cash Dividend	VFIDX VANGUARD INTERM-TERM INVESTMENT- GRDE ADM					\$83.74
07/17/2023 as of 07/15/2023	Bank Interest	  BANK					\$2.29 
06/30/2023	Cash Dividend	VFIDX VANGUARD INTERM-TERM INVESTMENT- GRDE ADM					\$82.87
06/30/2023	Cash Dividend	PRILX PARNASSUS CORE EQUITY INSTITUTIONAL					\$97.87
06/16/2023 as of 06/15/2023	Bank Interest	  BANK					\$2.32
05/31/2023	Cash Dividend	VFIDX					\$81.92

		VANGUARD INTERM-TERM INVESTMENT- GRDE ADM				
05/16/2023 as of 05/15/2023	Bank Interest					\$2.22
		BANK				
04/28/2023	Cash Dividend	VFIDX VANGUARD INTERM-TERM INVESTMENT- GRDE ADM				\$79.16
04/17/2023 as of 04/15/2023	Bank Interest					\$2.24
		BANK				
03/31/2023	Cash Dividend	VFIDX VANGUARD INTERM-TERM INVESTMENT- GRDE ADM				\$75.76
03/31/2023	Cash Dividend	PRILX PARNASSUS CORE EQUITY INSTITUTIONAL				\$98.19
03/16/2023 as of 03/15/2023	Bank Interest					\$0.67
		BANK				
03/13/2023	Sell <a href="#">Trade Details</a>	PXSIX IMPAX SMALL CAP INSTITUTIONAL	277.543	\$14.34	\$15.00	\$3,964.97
02/28/2023	Cash Dividend	VFIDX VANGUARD INTERM-TERM INVESTMENT- GRDE ADM				\$73.37
02/16/2023 as of 02/15/2023	Bank Interest					\$0.82
		BANK				
01/31/2023	Cash Dividend	VFIDX VANGUARD INTERM-TERM				\$69.77

INVESTMENT-  
GRDE ADM

01/19/2023	Buy <a href="#">Trade Details</a>	BCAIX BOSTON COMMON ESG IMPACT INTL	357.259	\$30.79	\$15.00	-\$11,015.00
01/19/2023	Buy <a href="#">Trade Details</a>	VFIDX VANGUARD INTERM-TERM INVESTMENT- GRDE ADM	231.481	\$8.64	\$15.00	-\$2,015.00
01/19/2023	Sell <a href="#">Trade Details</a>	PXWIX IMPAX ELLEVATE GLOBAL WOMEN'S LDR INSTL	339.167	\$28.35	\$15.00	\$9,600.38
01/17/2023 as of 01/15/2023	Bank Interest	<div></div> <div></div> BANK				\$1.86

Page Total: **-\$3,722.96**

Cash Dividend

VFIDX

VANGUARD INTERM-TERM INVESTMENT-GRDE ADM

\$90.05 amount

12/29/2023

Cash Dividend

BAFWX

BROWN ADVISORY SUSTAINABLE GROWTH I

\$2.53 amount

12/26/2023

Cash Dividend

PRILX

PARNASSUS CORE EQUITY INSTITUTIONAL

\$121.63 amount

12/20/2023

Cash Dividend

VSMAX

VANGUARD SMALL CAP INDEX ADM

12/20/2023



\$31.07 amount

---

Bank Interest

12/18/2023 as of 12/15/2023

BANK INT ...

\$0.31 amount

---

Cash Dividend

12/14/2023

BCAIX

BOSTON COMMON ESG IMPACT INTL

\$260.38 amount

---

Cash Dividend

11/30/2023

VFIDX

VANGUARD INTERM-TERM INVESTMENT-GRDE ADM

\$87.15 amount

---

Long Term Cap Gain Reinvest

11/16/2023

PRILX

PARNASSUS CORE EQUITY INSTITUTIONAL

\$3,140.88 amount

---

Reinvest Shares

11/16/2023

PRILX

PARNASSUS CORE EQUITY INSTITUTIONAL

59.906 quantity

\$52.43 price

-\$3,140.88 amount

---

Bank Interest

11/16/2023 as of 11/15/2023

\$0.29 amount

---

Cash Dividend

10/31/2023

VFIDX

VANGUARD INTERM-TERM INVESTMENT-GRDE ADM

\$87.07 amount

---

Bank Interest

10/16/2023 as of 10/15/2023

\$0.22 amount

---

Cash Dividend

09/29/2023

VFIDX

VANGUARD INTERM-TERM INVESTMENT-GRDE ADM

\$84.94 amount

---

Cash Dividend

09/29/2023

PRILX

PARNASSUS CORE EQUITY INSTITUTIONAL

\$128.15 amount

---

Cash Dividend

09/20/2023

VSMAX

VANGUARD SMALL CAP INDEX ADM

\$21.21 amount

---

Bank Interest

09/18/2023 as of 09/15/2023

\$0.16 amount

---

Cash Dividend

08/31/2023

VFIDX

VANGUARD INTERM-TERM INVESTMENT-GRDE ADM

\$85.07 amount

---

Bank Interest

08/16/2023 as of 08/15/2023

\$1.39 amount

---

Buy

08/01/2023

[Trade Details](#)

VSMAX

VANGUARD SMALL CAP INDEX ADM

60.205 quantity

\$99.66 price

\$15.00 fees &amp; commissions

-\$6,015.00 amount

Cash Dividend

07/31/2023

VFIDX

VANGUARD INTERM-TERM INVESTMENT-GRDE ADM

\$83.74 amount

Bank Interest

07/17/2023 as of 07/15/2023

[REDACTED]  
\$2.29 amount

Cash Dividend

06/30/2023

VFIDX

VANGUARD INTERM-TERM INVESTMENT-GRDE ADM

\$82.87 amount

Cash Dividend

06/30/2023

PRILX

PARNASSUS CORE EQUITY INSTITUTIONAL

\$97.87 amount

Bank Interest

06/16/2023 as of 06/15/2023

[REDACTED]  
\$2.32 amount

Cash Dividend

05/31/2023

VFIDX

VANGUARD INTERM-TERM INVESTMENT-GRDE ADM

\$81.92 amount

Bank Interest

05/16/2023 as of 05/15/2023

[REDACTED]

[REDACTED]

\$2.22 amount

---

Cash Dividend

04/28/2023

VFIDX

VANGUARD INTERM-TERM INVESTMENT-GRDE ADM

\$79.16 amount

---

Bank Interest

04/17/2023 as of 04/15/2023

[REDACTED]

\$2.24 amount

---

Cash Dividend

03/31/2023

VFIDX

VANGUARD INTERM-TERM INVESTMENT-GRDE ADM

\$75.76 amount

---

Cash Dividend

03/31/2023

PRILX

PARNASSUS CORE EQUITY INSTITUTIONAL

\$98.19 amount

---

Bank Interest

03/16/2023 as of 03/15/2023 ©

[REDACTED]

\$0.67 amount

---

Sell

03/13/2023

[Trade Details](#)

PXSIX

IMPAX SMALL CAP INSTITUTIONAL

277.543 quantity

\$14.34 price

\$15.00 fees & commissions

\$3,964.97 amount

---

Cash Dividend

02/28/2023

[REDACTED]

VFIDX

VANGUARD INTERM-TERM INVESTMENT-GRDE ADM

\$73.37 amount

Bank Interest

02/16/2023 as of 02/15/2023

\$0.82 amount

Cash Dividend

01/31/2023

VFIDX

VANGUARD INTERM-TERM INVESTMENT-GRDE ADM

\$69.77 amount

Buy

01/19/2023

[Trade Details](#)

BCAIX

BOSTON COMMON ESG IMPACT INTL

357.259 quantity

\$30.79 price

\$15.00 fees &amp; commissions

-\$11,015.00 amount

Buy

01/19/2023 ⓘ

[Trade Details](#)

VFIDX

VANGUARD INTERM-TERM INVESTMENT-GRDE ADM

231.481 quantity

\$8.64 price

\$15.00 fees &amp; commissions

-\$2,015.00 amount

Sell

01/19/2023

[Trade Details](#)

PXWIX

IMPAX ELLEVATE GLOBAL WOMEN'S LDR INSTL

339.167 quantity



\$28.35 price

\$15.00 fees &amp; commissions

\$9,600.38 amount

Bank Interest

01/17/2023 as of 01/15/2023

\$1.86 amount

Page Total: **-\$3,722.96**

\*Transactions may include Bank Sweep deposit information. Bank Sweep deposits are held at the FDIC-insured depository institution(s) referenced on the Balances detail page, your account statements and disclosed in your account documents. SIPC does not cover balances held in the Bank Sweep feature.

(1123-3U5Y)

Today's Date: 03:41 PM ET, 05/25/2024


*Own your tomorrow.*

Check the background of Charles Schwab or one of its investment professionals on [REDACTED].

**Brokerage Products: Not FDIC Insured • No Bank Guarantee • May Lose Value**

[REDACTED], SSB, [REDACTED], and [REDACTED] (collectively, "Affiliated Banks") and [REDACTED] are separate but affiliated companies and subsidiaries of The [REDACTED] Corporation. Deposit products and services are offered by the Affiliated Banks, Members FDIC. Lending products and services, including the Pledged Asset Line, are offered by [REDACTED] Bank, SSB, Member FDIC and an Equal Housing Lender. The Affiliated Banks are not acting or registered as securities broker-dealers or investment advisors.

Bank Sweep deposits are held at one or more FDIC-insured banks (including the Affiliated Banks, and collectively, the "Program Banks"). Funds deposited at Program Banks are insured, in aggregate, up to \$250,000 per Program Bank, per depositor, for each account ownership category, by the Federal Deposit Insurance Corporation (FDIC).

Brokerage products and services (including unswept or intra-day cash, net credit or debit balances, and money market funds) offered by [REDACTED] [REDACTED] , are not insured by the FDIC, are not deposits or obligations of the Program Banks, and are subject to investment risk, including the possible loss of principal invested. ©

© 2024 [REDACTED]. All rights reserved. [REDACTED] . Unauthorized access is prohibited. Usage will be monitored.

# **Christine Grady Transactions History Revocable Trust**



## Transaction History for Living Trust

## Independent Investment Advisor\*


Advisory Services Provided by CIBC Private Wealth Advisor
[Contact your advisor](#)

\*Not affiliated with

## Transactions found from 01/01/2023 to 12/31/2023

Date	Action	Symbol / Description	Quantity	Price	Fees & Comm	Amount
12/29/2023	Cash Dividend	PRSMX T. ROWE PRICE SUMMIT MUNICIPAL INTM INV				\$1,369.81
12/29/2023	Cash Dividend	SWGXX SCHWAB GOVERNMENT MONEY	244.21			
12/29/2023	Short Term Cap Gain	SWGXX SCHWAB GOVERNMENT MONEY				\$0.21
12/29/2023	Short Term Cap Gain Reinvest	SWVXX SCHWAB VALUE ADVANTAGE MONEY INV				\$0.03
12/29/2023	Reinvest Shares	SWVXX SCHWAB VALUE ADVANTAGE MONEY INV	0.03	\$1.00		-\$0.03
12/29/2023	Reinvest Dividend	SWVXX SCHWAB VALUE ADVANTAGE MONEY INV				\$255.31
12/29/2023	Reinvest Shares	SWVXX SCHWAB VALUE ADVANTAGE MONEY INV	255.31	\$1.00		-\$255.31
12/29/2023	Buy	SWGXX SCHWAB GOVERNMENT MONEY	647.15	\$1.00		-\$647.15

Date <input type="checkbox"/>	Action	Symbol / Description	Quantity	Price	Fees & Comm	Amount
12/28/2023	Cash Dividend	AWIIX CIBC ATLAS INCOME OPPORTUNITIES INSTL				\$647.15
12/21/2023	Buy	SWGXX SCHWAB GOVERNMENT MONEY	2,867.85	\$1.00		-\$2,867.85
12/20/2023	Cash Dividend	PRILX PARNASSUS CORE EQUITY INSTITUTIONAL				\$2,298.31
12/20/2023	Cash Dividend	VSMAX VANGUARD SMALL CAP INDEX ADM				\$569.54
12/15/2023	Buy	SWGXX SCHWAB GOVERNMENT MONEY	4,734.11	\$1.00		-\$4,734.11
12/14/2023	Cash Dividend	BCAIX BOSTON COMMON ESG IMPACT INTL				\$4,734.11
12/01/2023	Buy	SWGXX SCHWAB GOVERNMENT MONEY	1,248.32	\$1.00		-\$1,248.32
11/30/2023	Cash Dividend	PRSMX T. ROWE PRICE SUMMIT MUNICIPAL INTM INV				\$1,248.32
11/16/2023	Long Term Cap Gain Reinvest	PRILX PARNASSUS CORE EQUITY INSTITUTIONAL				\$59,347.91
11/16/2023	Reinvest Shares	PRILX PARNASSUS CORE EQUITY INSTITUTIONAL	1,131.946	\$52.43		-\$59,347.91
11/16/2023 as of 11/15/2023	Cash Dividend	SWGXX	133.07			

Date 	Action	Symbol / Description	Quantity	Price	Fees & Comm	Amount
		SCHWAB GOVERNMENT MONEY				
11/15/2023	Reinvest Dividend	SWVXX SCHWAB VALUE ADVANTAGE MONEY INV				\$161.86
11/15/2023	Reinvest Shares	SWVXX SCHWAB VALUE ADVANTAGE MONEY INV	161.86	\$1.00		-\$161.86
11/14/2023	Sell	SWGXX SCHWAB GOVERNMENT MONEY	4,556.38	\$1.00		\$4,556.38
11/13/2023	Advisor Fee	TO ADVISOR				-\$4,556.38
11/09/2023	Buy	SWGXX SCHWAB GOVERNMENT MONEY	483.28	\$1.00		-\$483.28
11/08/2023	Cash Dividend	VCRRX VERSUS CAPITAL REAL ASSETS				\$483.28
11/01/2023	Buy	SWGXX SCHWAB GOVERNMENT MONEY	1,228.62	\$1.00		-\$1,228.62
10/31/2023	Cash Dividend	PRSMX T. ROWE PRICE SUMMIT MUNICIPAL INTM INV				\$1,228.62
10/31/2023	Buy	SWGXX SCHWAB GOVERNMENT MONEY	11,126.27	\$1.00		-\$11,126.27
10/30/2023 as of 10/27/2023	Sell	VCMIX VERSUS CAPITAL MULTI-MGR REAL EST INC I	429.833	\$25.92	\$15.00	\$11,126.27
10/19/2023	Buy	SWGXX	410.27	\$1.00		-\$410.27



Date <input type="checkbox"/>	Action	Symbol / Description	Quantity	Price	Fees & Comm	Amount
		SCHWAB GOVERNMENT MONEY				
10/18/2023	Cash Dividend	VCMIX VERSUS CAPITAL MULTI-MGR REAL EST INC I				\$410.27
10/17/2023 as of 10/16/2023	Cash Dividend	SWGXX SCHWAB GOVERNMENT MONEY	93.35			
10/16/2023	Reinvest Dividend	SWVXX SCHWAB VALUE ADVANTAGE MONEY INV				\$155.52
10/16/2023	Reinvest Shares	SWVXX SCHWAB VALUE ADVANTAGE MONEY INV	155.52	\$1.00		-\$155.52
10/02/2023	Buy	SWGXX SCHWAB GOVERNMENT MONEY	3,674.53	\$1.00		-\$3,674.53
09/29/2023	Cash Dividend	PRSMX T. ROWE PRICE SUMMIT MUNICIPAL INTM INV				\$1,253.01
09/29/2023	Cash Dividend	PRILX PARNASSUS CORE EQUITY INSTITUTIONAL				\$2,421.52
09/29/2023	Buy	SWGXX SCHWAB GOVERNMENT MONEY	581.02	\$1.00		-\$581.02
09/28/2023	Cash Dividend	AWIIX CIBC ATLAS INCOME OPPORTUNITIES INSTL				\$581.02
09/21/2023	Buy	SWGXX SCHWAB GOVERNMENT	388.85	\$1.00		-\$388.85

Date 	Action	Symbol / Description	Quantity	Price	Fees & Comm	Amount
MONEY						
09/20/2023	Cash Dividend	VSMAX VANGUARD SMALL CAP INDEX ADM				\$388.85
09/18/2023 as of 09/15/2023	Cash Dividend	SWGXX SCHWAB GOVERNMENT MONEY	91.13			
09/15/2023	Reinvest Dividend	SWVXX SCHWAB VALUE ADVANTAGE MONEY INV				\$175.67
09/15/2023	Reinvest Shares	SWVXX SCHWAB VALUE ADVANTAGE MONEY INV	175.67	\$1.00		-\$175.67
09/01/2023	Buy	SWGXX SCHWAB GOVERNMENT MONEY	1,236.29	\$1.00		-\$1,236.29
08/31/2023	Cash Dividend	PRSMX T. ROWE PRICE SUMMIT MUNICIPAL INTM INV				\$1,236.29
08/17/2023	Buy	SWGXX SCHWAB GOVERNMENT MONEY	483.28	\$1.00		-\$483.28
08/16/2023	Cash Dividend	VCRRX VERSUS CAPITAL REAL ASSETS				\$483.28
08/16/2023 as of 08/15/2023	Cash Dividend	SWGXX SCHWAB GOVERNMENT MONEY	97.19			
08/16/2023	Sell	SWGXX SCHWAB GOVERNMENT MONEY	4,717.38	\$1.00		\$4,717.38
08/15/2023	Reinvest Dividend	SWVXX				\$336.19

Date <input type="checkbox"/>	Action	Symbol / Description	Quantity	Price	Fees & Comm	Amount
		SCHWAB VALUE ADVANTAGE MONEY INV				
08/15/2023	Reinvest Shares	SWVXX SCHWAB VALUE ADVANTAGE MONEY INV	336.19	\$1.00		-\$336.19
08/15/2023	Advisor Fee	TO ADVISOR				-\$4,717.38
08/02/2023	Sell	SWGXX SCHWAB GOVERNMENT MONEY	20,015	\$1.00		\$20,015.00
08/01/2023	Sell	SWVXX SCHWAB VALUE ADVANTAGE MONEY INV	90,000	\$1.00		\$90,000.00
08/01/2023	Buy	VSMAX VANGUARD SMALL CAP INDEX ADM	1,103.753	\$99.66	\$15.00	-\$110,015.00
08/01/2023	Buy	SWGXX SCHWAB GOVERNMENT MONEY	18,735.69	\$1.00		-\$18,735.69
07/31/2023	Cash Dividend	PRSMX T. ROWE PRICE SUMMIT MUNICIPAL INTM INV				\$1,150.34
07/31/2023 as of 07/28/2023	Sell	VCMIX VERSUS CAPITAL MULTI-MGR REAL EST INC I	649.22	\$27.11	\$15.00	\$17,585.35
07/20/2023	Buy	SWGXX SCHWAB GOVERNMENT MONEY	601.34	\$1.00		-\$601.34
07/19/2023	Cash Dividend	VCMIX VERSUS CAPITAL MULTI-MGR REAL EST INC I				\$601.34
07/18/2023 as of 07/17/2023	Cash Dividend	SWGXX	92.86			

Date 	Action	Symbol / Description	Quantity	Price	Fees & Comm	Amount
		SCHWAB GOVERNMENT MONEY				
07/17/2023	Reinvest Dividend	SWVXX SCHWAB VALUE ADVANTAGE MONEY INV				\$547.66
07/17/2023	Reinvest Shares	SWVXX SCHWAB VALUE ADVANTAGE MONEY INV	547.66	\$1.00		-\$547.66
07/03/2023	Buy	SWGXX SCHWAB GOVERNMENT MONEY	3,115.2	\$1.00		-\$3,115.20
06/30/2023	Cash Dividend	PRSMX T. ROWE PRICE SUMMIT MUNICIPAL INTM INV				\$1,265.90
06/30/2023	Cash Dividend	PRILX PARNASSUS CORE EQUITY INSTITUTIONAL				\$1,849.30
06/30/2023	Buy	SWGXX SCHWAB GOVERNMENT MONEY	514.89	\$1.00		-\$514.89
06/29/2023	Cash Dividend	AWIIX CIBC ATLAS INCOME OPPORTUNITIES INSTL				\$514.89
06/16/2023 as of 06/15/2023	Cash Dividend	SWGXX SCHWAB GOVERNMENT MONEY	80.88			
06/15/2023	Reinvest Dividend	SWVXX SCHWAB VALUE ADVANTAGE MONEY INV				\$525.32
06/15/2023	Reinvest Shares	SWVXX SCHWAB VALUE ADVANTAGE MONEY	525.32	\$1.00		-\$525.32


Date <input type="checkbox"/>	Action	Symbol / Description	Quantity	Price	Fees & Comm	Amount
		INV				
06/01/2023	Buy	SWGXX SCHWAB GOVERNMENT MONEY	1,211.19	\$1.00		-\$1,211.19
05/31/2023	Cash Dividend	PRSMX T. ROWE PRICE SUMMIT MUNICIPAL INTM INV				\$1,211.19
05/18/2023	Sell	SWGXX SCHWAB GOVERNMENT MONEY	4,602.1	\$1.00		\$4,602.10
05/17/2023	Advisor Fee	TO ADVISOR				-\$4,602.10
05/16/2023 as of 05/15/2023	Cash Dividend	SWGXX SCHWAB GOVERNMENT MONEY	80.01			
05/15/2023	Reinvest Shares	SWVXX SCHWAB VALUE ADVANTAGE MONEY INV	458.37	\$1.00		-\$458.37
05/15/2023	Reinvest Dividend	SWVXX SCHWAB VALUE ADVANTAGE MONEY INV				\$458.37
05/11/2023	Buy	SWGXX SCHWAB GOVERNMENT MONEY	483.28	\$1.00		-\$483.28
05/10/2023	Cash Dividend	VCRRX VERSUS CAPITAL REAL ASSETS				\$483.28
05/01/2023	Buy	SWGXX SCHWAB GOVERNMENT MONEY	1,107.4	\$1.00		-\$1,107.40
04/28/2023	Cash Dividend	PRSMX T. ROWE PRICE SUMMIT MUNICIPAL INTM INV				\$1,107.40



Date <input type="checkbox"/>	Action	Symbol / Description	Quantity	Price	Fees & Comm	Amount
04/20/2023	Buy	SWGXX SCHWAB GOVERNMENT MONEY	601.34	\$1.00		-\$601.34
04/19/2023	Cash Dividend	VCMIX VERSUS CAPITAL MULTI-MGR REAL EST INC I				\$601.34
04/18/2023 as of 04/17/2023	Cash Dividend	SWGXX SCHWAB GOVERNMENT MONEY	265.3			
04/17/2023	Reinvest Dividend	SWVXX SCHWAB VALUE ADVANTAGE MONEY INV				\$321.15
04/17/2023	Reinvest Shares	SWVXX SCHWAB VALUE ADVANTAGE MONEY INV	321.15	\$1.00		-\$321.15
04/03/2023	Buy	SWGXX SCHWAB GOVERNMENT MONEY	3,164.56	\$1.00		-\$3,164.56
03/31/2023	Cash Dividend	PRSMX T. ROWE PRICE SUMMIT MUNICIPAL INTM INV				\$1,309.32
03/31/2023	Cash Dividend	PRILX PARNASSUS CORE EQUITY INSTITUTIONAL				\$1,855.24
03/31/2023	Buy	SWGXX SCHWAB GOVERNMENT MONEY	560.1	\$1.00		-\$560.10
03/30/2023	Cash Dividend	AWIIX CIBC ATLAS INCOME OPPORTUNITIES INSTL				\$560.10
03/29/2023	Sell	SWGXX	125,000	\$1.00		\$125,000.00

Date <input type="checkbox"/>	Action	Symbol / Description	Quantity	Price	Fees & Comm	Amount
		SCHWAB GOVERNMENT MONEY				
03/28/2023	Buy	SWVXX SCHWAB VALUE ADVANTAGE MONEY INV	125,000	\$1.00		-\$125,000.00
03/16/2023 as of 03/15/2023	Cash Dividend	SWGXX SCHWAB GOVERNMENT MONEY	173.62			
03/15/2023	Buy	SWGXX SCHWAB GOVERNMENT MONEY	92,219.45	\$1.00		-\$92,219.45
03/13/2023	Sell	PXSIX IMPAX SMALL CAP INSTITUTIONAL	6,431.97	\$14.34	\$15.00	\$92,219.45
03/01/2023	Buy	SWGXX SCHWAB GOVERNMENT MONEY	1,047.14	\$1.00		-\$1,047.14
02/28/2023	Cash Dividend	PRSMX T. ROWE PRICE SUMMIT MUNICIPAL INTM INV				\$1,047.14
02/28/2023	Sell	SWGXX SCHWAB GOVERNMENT MONEY	4,429.65	\$1.00		\$4,429.65
02/27/2023	Advisor Fee	TO ADVISOR				-\$4,429.65
02/16/2023 as of 02/15/2023	Cash Dividend	SWGXX SCHWAB GOVERNMENT MONEY	178.61			
02/16/2023	Buy	SWGXX SCHWAB GOVERNMENT MONEY	483.28	\$1.00		-\$483.28
02/15/2023	Cash Dividend	VCRRX				\$483.28

Date <input type="checkbox"/>	Action	Symbol / Description	Quantity	Price	Fees & Comm	Amount
VERSUS CAPITAL REAL ASSETS						
02/01/2023	Buy	SWGXX SCHWAB GOVERNMENT MONEY	1,130.71	\$1.00		-\$1,130.71
01/31/2023	Cash Dividend	PRSMX T. ROWE PRICE SUMMIT MUNICIPAL INTM INV				\$1,130.71
01/20/2023	Sell	SWGXX SCHWAB GOVERNMENT MONEY	64,559.88	\$1.00		\$64,559.88
01/19/2023	Buy	BCAIX BOSTON COMMON ESG IMPACT INTL	6,495.615	\$30.79	\$15.00	-\$200,015.00
01/19/2023	Sell	PXWIX IMPAX ELLEVATE GLOBAL WOMEN'S LDR INSTL	3,014.819	\$28.35	\$15.00	\$85,455.12
01/19/2023	Sell	PRILX PARNASSUS CORE EQUITY INSTITUTIONAL	1,044.373	\$47.89	\$15.00	\$50,000.00
01/19/2023	Buy	SWGXX SCHWAB GOVERNMENT MONEY	645.88	\$1.00		-\$645.88
01/18/2023	Cash Dividend	VCMIX VERSUS CAPITAL MULTI-MGR REAL EST INC I				\$645.88
01/18/2023 as of 01/17/2023	Cash Dividend	SWGXX SCHWAB GOVERNMENT MONEY	181.89			
01/03/2023 as of 12/30/2022	Cash Dividend	SWGXX SCHWAB GOVERNMENT MONEY	779.09			

Date 	Action	Symbol / Description	Quantity	Price	Fees & Comm	Amount
01/03/2023	Buy	SWGXX SCHWAB GOVERNMENT MONEY	1,286.52	\$1.00		-\$1,286.52

Page Total: **\$83.50**

\*Transactions may include Bank Sweep deposit information. Bank Sweep deposits are held at the FDIC-insured depository institution(s) referenced on the Balances detail page, your account statements and disclosed in your account documents. SIPC does not cover balances held in the Bank Sweep feature.

[REDACTED]

Brokerage Products: Not FDIC Insured • No Bank Guarantee • May Lose Value

Today's Date: 03:38 PM ET, 05/25/2024 [REDACTED]

[REDACTED] Trust Bank (collectively, "Affiliated Banks") and [REDACTED] are separate but affiliated companies and subsidiaries of The [REDACTED] Corporation. Deposit products and services are offered by the Affiliated Banks, Members FDIC. Lending products and services, including the Pledged Asset Line, are offered by [REDACTED] Bank, SSB, Member FDIC and an Equal Housing Lender. The Affiliated Banks are not acting or registered as securities broker-dealers or investment advisors. Bank Sweep deposits are held at one or more FDIC-insured banks (including the Affiliated Banks, and collectively, the "Program Banks"). Funds deposited at Program Banks are insured, in aggregate, up to \$250,000 per Program Bank, per depositor, for each account ownership category, by the Federal Deposit Insurance Corporation (FDIC). Brokerage products and services (including unswept or intra-day cash, net credit or debit balances, and money market funds) offered by [REDACTED], Member SIPC, are not insured by the FDIC, are not deposits or obligations of the Program Banks, and are subject to investment risk, including the possible loss of principal invested. © 2024 [REDACTED]. All rights reserved. Member SIPC. Unauthorized access is prohibited. Usage will be monitored.

